

## 02 INE Statistics availability calendar

Calendar format [ICS](#) [iCal](#) and PDF format [PDF](#) Latest update: 16 November 2018

### Calendar 2018 by months

Year 2017 **January 2018** February March April May June July August September October November December Year 2019

#### Short-term statistics. January 2018

Day	Statistic operation	Reference period
3	<b>Egatur.</b> Tourist Expenditure Survey	November 2017
4	<b>IPRIX-IPRIM.</b> Export and Import Price Indices for Industrial Products	November 2017
11	<b>IPI.</b> Industrial Production Indices	November 2017
11	<b>STPR.</b> Statistics on Transfer of Property Rights	November 2017
12	<b>CPI-HICP.</b> Consumer Price Index - Harmonised Index of Consumer Prices	December 2017
12	<b>MC.</b> Mercantile Companies	November 2017
15	<b>PT.</b> Passenger transport Statistics	November 2017
17	<b>BCI.</b> Business Confidence Indicators	Quarter 1/2018
19	<b>SSAI.</b> Services Sector Activity Indicators	November 2017
22	<b>ITI-INORI.</b> Industrial Turnover Indices - Industrial New Orders Received Indices	November 2017
23	<b>HTST.</b> Hotel Tourism Short-Term Trends: Hotel Occupancy Survey - Hotel Price Index - Indicators on the profitability of the hotel sector	December 2017
24	<b>IPRI.</b> Industrial Price Index	December 2017
25	<b>EAPS.</b> Economically Active Population Survey	Quarter 4/2017
25	<b>EAPFS.</b> Economically Active Population Flow Statistics	Quarter 4/2017
26	<b>BTI.</b> Business Turnover Index	November 2017
29	<b>RTI.</b> Retail Trade Indices	December 2017
30	<b>GDP (FE).</b> Quarterly GDP (Flash Estimate)	Quarter 4/2017
30	<b>M.</b> Mortgage Statistics	November 2017
31	<b>CPI-HICP (FE).</b> CPI (Flash Estimate) - HICP (Flash Estimate)	January 2018
31	<b>NTAOS.</b> Non-hotel Tourist Accommodation Occupancy Survey: Campsite - Holiday Dwellings - Rural Tourism Accommodation - Hostels	December 2017

#### Structural Statistics. January 2018 \*

Day	Statistic operation	Reference period
18 Jan	List of place name: Population of the Continuous Municipal Register by Population Unit	01/01/2017
24 Apr	Continuous Register Statistics	Final data 01/01/2017

#### Short-term statistics. February 2018

Day	Statistic operation	Reference period
1	<b>Frontur.</b> Tourist Movement on Borders	December 2017
1	<b>Egatur.</b> Tourist Expenditure Survey	December 2017
2	<b>IPRIX-IPRIM.</b> Export and Import Price Indices for Industrial Products	December 2017
7	<b>FS.</b> Foreclosure Statistics	Quarter 4/2017
8	<b>IPI.</b> Industrial Production Indices	December 2017
9	<b>MC.</b> Mercantile Companies	December 2017
12	<b>PT.</b> Passenger transport Statistics	December 2017
13	<b>STPR.</b> Statistics on Transfer of Property Rights	December 2017
15	<b>CPI-HICP.</b> Consumer Price Index - Harmonised Index of Consumer Prices	January 2018
21	<b>ITI-INORI.</b> Industrial Turnover Indices - Industrial New Orders Received Indices	December 2017
21	<b>SSAI.</b> Services Sector Activity Indicators	December 2017
22	<b>HTST.</b> Hotel Tourism Short-Term Trends: Hotel Occupancy Survey - Hotel Price Index - Indicators on the profitability of the hotel sector	January 2018
23	<b>IPRI.</b> Industrial Price Index	January 2017

26	<b>BTI.</b> Business Turnover Index	December 2017
27	<b>CPI-HICP (FE).</b> CPI (Flash Estimate) - HICP (Flash Estimate)	February 2018
28	<b>NTAOS.</b> Non-hotel Tourist Accommodation Occupancy Survey: Campsite - Holiday Dwellings - Rural Tourism Accommodation - Hostels	January 2018
28	<b>M.</b> Mortgage Statistics	December 2017

**Structural Statistics. February 2018 \***

Day	Statistic operation	Reference period
2	List of Municipalities, Provinces, Autonomous Communities and Cities and their codes	1 January 2018
23	Economically Active Population Survey. Annual average of the four quarters	2017
28	Book Publishing Activity Statistic	2016

**Short-term statistics. March 2018**

Day	Statistic operation	Reference period
1	<b>Frontur.</b> Tourist Movement on Borders	January 2018
1	<b>Egatur.</b> Tourist Expenditure Survey	January 2018
1	<b>QSNA.</b> Quarterly Spanish National Accounts	Quarter 4/2017
5	<b>IPRIX-IPRIM.</b> Export and Import Price Indices for Industrial Products	January 2018
6	<b>ECSE.</b> Stock and Supply Short-term Survey	Quarter 4/2017
6	<b>FS.</b> Foreclosure Statistics	Quarter 4/2017
8	<b>HPI.</b> Housing Price Index	Quarter 4/2017
9	<b>IPI.</b> Industrial Production Indices	January 2018
9	<b>HLCI.</b> Harmonised Labour Cost Index	Quarter 4/2017
12	<b>MC.</b> Mercantile Companies	January 2018
12	<b>PT.</b> Passenger transport Statistics	January 2018
13	<b>CPI-HICP.</b> Consumer Price Index - Harmonised Index of Consumer Prices	February 2018
14	<b>RTI.</b> Retail Trade Indices	January 2018
14	<b>STPR.</b> Statistics on Transfer of Property Rights	January 2018
16	<b>QLCS.</b> Quarterly Labour Cost Survey	Quarter 4/2017
16	<b>SPI.</b> Services Prices Index	Quarter 4/2017
22	<b>ITSS.</b> International Trade in Services Survey	Quarter 4/2017
22	<b>M.</b> Mortgage Statistics	January 2018
23	<b>ITI-INORI.</b> Industrial Turnover Indices - Industrial New Orders Received Indices	January 2018
23	<b>SSAI.</b> Services Sector Activity Indicators	January 2018
23	<b>HTST.</b> Hotel Tourism Short-Term Trends: Hotel Occupancy Survey - Hotel Price Index - Indicators on the profitability of the hotel sector	February 2018
26	<b>IPRI.</b> Industrial Price Index	February 2018
26	<b>BTI.</b> Business Turnover Index	January 2018
27	<b>CPI-HICP (FE).</b> CPI (Flash Estimate) - HICP (Flash Estimate)	March 2018
28	<b>NTAOS.</b> Non-hotel Tourist Accommodation Occupancy Survey: Campsite - Holiday Dwellings - Rural Tourism Accommodation - Hostels	February 2018
28	<b>RT.</b> Rail Transport Statistics	Quarter 4/2017
28	<b>RTI.</b> Retail Trade Indices	February 2018

**Structural Statistics. March 2018 \***

Day	Statistic operation	Reference period
7	Perception Module on the Business Environment. (Business Confidence Indicators)	2017
20	Statistical use of the Register of Spaniards resident abroad (RSRA)	01-01-2018
21	Survey on the Involvement of the Adult Population in Learning Activities. Final results	2016
22	Economically Active Population Survey (subsample variables)	2017
23	Spanish Regional Accounts. First estimate	2017
27	Structural Business Statistics: Industrial Sector	2016
27	Structural Business Statistics: Trade Sector	2016
27	Structural Business Statistics: Services Sector	2016
28	Libraries Statistics	2016

**Short-term statistics. April 2018**

Day	Statistic operation	Reference period
3	<b>QNFAIS.</b> Quarterly non-financial accounts for the Institutional Sectors	Quarter 4/2017

4	<b>IPRIX-IPRIM.</b> Export and Import Price Indices for Industrial Products	February 2018
4	<b>Egatur.</b> Tourist Expenditure Survey	February 2018
4	<b>Frontur.</b> Tourist Movement on Borders	February 2018
6	<b>IPI.</b> Industrial Production Indices	February 2018
10	<b>MC.</b> Mercantile Companies	February 2018
11	<b>STPR.</b> Statistics on Transfer of Property Rights	February 2018
11	<b>PT.</b> Passenger transport Statistics	February 2018
13	<b>CPI-HICP.</b> Consumer Price Index - Harmonised Index of Consumer Prices	March 2018
16	<b>BCI.</b> Business Confidence Indicators	Quarter 2/2018
19	<b>ETR.</b> Residents Travel Survey	Quarter 4/2017
23	<b>ITI-INORI.</b> Industrial Turnover Indices - Industrial New Orders Received Indices	February 2018
23	<b>SSAI.</b> Services Sector Activity Indicators	February 2018
23	<b>HTST.</b> Hotel Tourism Short-Term Trends: Hotel Occupancy Survey - Hotel Price Index - Indicators on the profitability of the hotel sector	March 2018
25	<b>IPRI.</b> Industrial Price Index	March 2018
25	<b>BTI.</b> Business Turnover Index	February 2018
26	<b>M.</b> Mortgage Statistics	February 2018
26	<b>EAPS.</b> Economically Active Population Survey	Quarter 1/2018
26	<b>EAPFS.</b> Economically Active Population Flow Statistics	Quarter 1/2018
27	<b>CPI-HICP (FE).</b> CPI (Flash Estimate) - HICP (Flash Estimate)	April 2018
27	<b>RTI.</b> Retail Trade Indices	March 2018
27	<b>NTAOS.</b> Non-hotel Tourist Accommodation Occupancy Survey: Campsite - Holiday Dwellings - Rural Tourism Accommodation - Hostels	March 2018
30	<b>GDP (FE).</b> Quarterly GDP (Flash Estimate)	Quarter 1/2018

**Structural Statistics. April 2018 \***

Day	Statistic operation	Reference period
12	Continuous Household Survey (CHS)	2017
24	Continuous Register Statistics. Provisional data	01/01/2018
25	Hospital morbidity Surveys	2016
30	Magistrates' Courts Statistics	2017

**Short-term statistics. May 2018**

Day	Statistic operation	Reference period
4	<b>Egatur.</b> Tourist Expenditure Survey	March 2018
4	<b>Frontur.</b> Tourist Movement on Borders	March 2018
4	<b>IPRIX-IPRIM.</b> Export and Import Price Indices for Industrial Products	March 2018
9	<b>IPI.</b> Industrial Production Indices	March 2018
9	<b>BPS.</b> Bankruptcy Proceedings Statistics	Quarter 1/2018
10	<b>PT.</b> Passenger transport Statistics	March 2018
10	<b>MC.</b> Mercantile Companies	March 2018
11	<b>STPR.</b> Statistics on Transfer of Property Rights	March 2018
11	<b>CPI-HICP.</b> Consumer Price Index - Harmonised Index of Consumer Prices	April 2018
23	<b>ITI-INORI.</b> Industrial Turnover Indices - Industrial New Orders Received Indices	March 2018
23	<b>SSAI.</b> Services Sector Activity Indicators	March 2018
23	<b>HTST.</b> Hotel Tourism Short-Term Trends: Hotel Occupancy Survey - Hotel Price Index - Indicators on the profitability of the hotel sector	April 2018
25	<b>IPRI.</b> Industrial Price Index	April 2018
28	<b>BTI.</b> Business Turnover Index	March 2018
30	<b>RTI.</b> Retail Trade Indices	April 2018
30	<b>CPI-HICP (FE).</b> CPI (Flash Estimate) - HICP (Flash Estimate)	May 2018
31	<b>NTAOS.</b> Non-hotel Tourist Accommodation Occupancy Survey: Campsite - Holiday Dwellings - Rural Tourism Accommodation - Hostels	April 2018
31	<b>M.</b> Mortgage Statistics	March 2018
31	<b>QSNA.</b> Quarterly Spanish National Accounts	Quarter 1/2018

**Structural Statistics. May 2018 \***

Day	Statistic operation	Reference period
28	Statistics on Domestic Violence and Domestic Gender	2017

29	Annual Labour Cost Survey	2016
29	Most frequent surnames and names	Update on 01/01/2017
30	Registered Health Professionals	2017

**Short-term statistics. June 2018**

Day	Statistic operation	Reference period
1	<b>Egatur.</b> Tourist Expenditure Survey	April 2018
1	<b>Frontur.</b> Tourist Movement on Borders	April 2018
4	<b>IPRIX-IPRIM.</b> Export and Import Price Indices for Industrial Products	April 2018
5	<b>FS.</b> Foreclosure Statistics	Quarter 1/2018
6	<b>IPI.</b> Industrial Production Indices	April 2018
7	<b>HPI.</b> Housing Price Index	Quarter 1/2018
8	<b>HLCI.</b> Harmonised Labour Cost Index	Quarter 1/2018
8	<b>MC.</b> Mercantile Companies	April 2018
11	<b>PT.</b> Passenger transport Statistics	April 2018
12	<b>STPR.</b> Statistics on Transfer of Property Rights	April 2018
13	<b>CPI-HICP.</b> Consumer Price Index - Harmonised Index of Consumer Prices	May 2018
15	<b>QLCS.</b> Quarterly Labour Cost Survey	Quarter 1/2018
18	<b>SPI.</b> Services Prices Index	Quarter 1/2018
21	<b>ITI-INORI.</b> Industrial Turnover Indices - Industrial New Orders Received Indices	April 2018
21	<b>SSAI.</b> Services Sector Activity Indicators	April 2018
22	<b>ITSS.</b> International Trade in Services Survey	Quarter 1/2018
22	<b>HTST.</b> Hotel Tourism Short-Term Trends: Hotel Occupancy Survey - Hotel Price Index - Indicators on the profitability of the hotel sector	May 2018
25	<b>IPRI.</b> Industrial Price Index	May 2018
26	<b>BTI.</b> Business Turnover Index	April 2018
27	<b>M.</b> Mortgage Statistics	April 2018
27	<b>ETR (Familitur).</b> Residents Travel Survey	Quarter 1/2018
28	<b>RTI.</b> Retail Trade Indices	May 2018
28	<b>CPI-HICP (FE).</b> CPI (Flash Estimate) - HICP (Flash Estimate)	June 2018
29	<b>QNFAIS.</b> Quarterly non-financial accounts for the Institutional Sectors	Quarter 1/2018
29	<b>NTAOS.</b> Non-hotel Tourist Accommodation Occupancy Survey: Campsite - Holiday Dwellings - Rural Tourism Accommodation - Hostels	May 2018
29	<b>RT.</b> Rail Transport Statistics	Quarter 1/2018

**Structural Statistics. June 2018 \***

Day	Statistic operation	Reference period
8	<b>EAPS.</b> Special module. (Self-employment)	2017
14	Urban indicators	2018
19	Vital Statistics (Marriage Statistics, Birth Statistics and Death Statistics) Provisional data	2017
19	Basic Demographic Indicators. Provisional data.	2017
20	Household Budget Survey	2017
21	Urban Leases Statistics	2017
21	Living Conditions Survey (LCS)	2017
22	Structural Business Statistics: Industrial Sector. Final data	2016
22	Structural Business Statistics: Trade Sector. Final data	2016
22	Statistics on Products in the Trade Sector. Final data	2016
22	Structural Business Statistics: Services Sector. Final data	2016
22	Statistics on Products in the Services Sector. Final data	2016
25	Population figures. Provisional data	01-01-2018
25	Migrations Statistics. Provisional data	2017
26	National Health Survey	2017
26	Residential Variation Statistics	2017
27	Annual Industrial Products Survey	2017
28	Labour Price Index	2016
29	Annual Spanish National Accounts. Pensions tables	2015

Short-term statistics. July 2018		
Day	Statistic operation	Reference period
2	<b>Egatur.</b> Tourist Expenditure Survey	May 2018
2	<b>Frontur.</b> Tourist Movement on Borders	May 2018
4	<b>IPRIX-IPRIM.</b> Export and Import Price Indices for Industrial Products	May 2018
5	<b>IPI.</b> Industrial Production Indices	May 2018
10	<b>MC.</b> Mercantile Companies	May 2018
11	<b>STPR.</b> Statistics on Transfer of Property Rights	May 2018
11	<b>BCI.</b> Business Confidence Indicators	Quarter 3/2018
12	<b>PT.</b> Passenger transport Statistics	May 2018
13	<b>CPI-HICP.</b> Consumer Price Index - Harmonised Index of Consumer Prices	June 2018
16	<b>ITI-INORI.</b> Industrial Turnover Indices - Industrial New Orders Received Indices	May 2018
16	<b>SSAI.</b> Services Sector Activity Indicators	May 2018
19	<b>BTI.</b> Business Turnover Index	May 2018
23	<b>HTST.</b> Hotel Tourism Short-Term Trends: Hotel Occupancy Survey - Hotel Price Index - Indicators on the profitability of the hotel sector	June 2018
25	<b>IPRI.</b> Industrial Price Index	June 2018
26	<b>EAPS.</b> Economically Active Population Survey	Quarter 2/2018
26	<b>EAPFS.</b> Economically Active Population Flow Statistics	Quarter 2/2018
27	<b>RTI.</b> Retail Trade Indices	June 2018
27	<b>M.</b> Mortgage Statistics	May 2018
29	<b>GDP (FE).</b> Quarterly GDP (Flash Estimate)	Quarter 2/2018
30	<b>CPI-HICP (FE).</b> CPI (Flash Estimate) - HICP (Flash Estimate)	July 2018
31	<b>NTAOS.</b> Non-hotel Tourist Accommodation Occupancy Survey: Campsite - Holiday Dwellings - Rural Tourism Accommodation - Hostels	June 2018

Structural Statistics. July 2018 *		
Day	Statistic operation	Reference period
6	Living Condition Survey (LCS). Health module.	2017
17	Statistics on Environmental Protection Activities	2016
18	Survey on the use of water in the agricultural sector	2016
20	Information and Communication Technologies (ICT) Sector Indicators	2016
24	Annual Labour Cost Survey	2017
25	High Technology Indicators	2016
26	Spanish Regional Accounts. Final consumption expenditure by household	2010-2014
26	Consumption indicators for VAT's territorial distribution	2016
31	Central Business Register: Statistical use	01-01-2018

Short-term statistics. August 2018		
Day	Statistic operation	Reference period
1	<b>Egatur.</b> Tourist Expenditure Survey	June 2018
1	<b>Frontur.</b> Tourist Movement on Borders	June 2018
3	<b>BPS.</b> Bankruptcy Proceedings Statistics	Quarter 2/2018
3	<b>IPRIX-IPRIM.</b> Export and Import Price Indices for Industrial Products	June 2018
6	<b>MC.</b> Mercantile Companies	June 2018
7	<b>STPR.</b> Statistics on Transfer of Property Rights	June 2018
8	<b>IPI.</b> Industrial Production Indices	June 2018
8	<b>PT.</b> Passenger transport Statistics	June 2018
14	<b>CPI-HICP.</b> Consumer Price Index - Harmonised Index of Consumer Prices	July 2018
14	<b>ITI-INORI.</b> Industrial Turnover Indices - Industrial New Orders Received Indices	June 2018
14	<b>SSAI.</b> Services Sector Activity Indicators	June 2018
20	<b>BTI.</b> Business Turnover Index	June 2018
24	<b>HTST.</b> Hotel Tourism Short-Term Trends: Hotel Occupancy Survey - Hotel Price Index - Indicators on the profitability of the hotel sector	July 2018
24	<b>IPRI.</b> Industrial Price Index	July 2018
30	<b>CPI-HICP (FE).</b> CPI (Flash Estimate) - HICP (Flash Estimate)	August 2018
31	<b>M.</b> Mortgage Statistics	June 2018
31	<b>RTI.</b> Retail Trade Indices	July 2018

31 **NTAOS**. Non-hotel Tourist Accommodation Occupancy Survey: Campsite - Holiday Dwellings - Rural Tourism Accommodation - Hostels July 2018**Structural Statistics. August 2018 \***

Day	Statistic operation	Reference period
2	Rail Transport Statistics	2017

**Short-term statistics. September 2018**

Day	Statistic operation	Reference period
3	<b>Egatur</b> . Tourist Expenditure Survey	July 2018
3	<b>Frontur</b> . Tourist Movement on Borders	July 2018
4	<b>IPRIX-IPRIM</b> . Export and Import Price Indices for Industrial Products	July 2018
5	<b>FS</b> . Foreclosure Statistics	Quarter 2/2018
7	<b>IPI</b> . Industrial Production Indices	July 2018
7	<b>HPI</b> . Housing Price Index	Quarter 2/2018
11	<b>HLCI</b> . Harmonised Labour Cost Index	Quarter 2/2018
11	<b>MC</b> . Mercantile Companies	July 2018
12	<b>PT</b> . Passenger transport Statistics	July 2018
12	<b>CPI-HICP</b> . Consumer Price Index - Harmonised Index of Consumer Prices	August 2018
13	<b>STPR</b> . Statistics on Transfer of Property Rights	July 2018
17	<b>SPI</b> . Services Prices Index	Quarter 2/2018
18	<b>QLCS</b> . Quarterly Labour Cost Survey	Quarter 2/2018
21	<b>ITI-INORI</b> . Industrial Turnover Indices - Industrial New Orders Received Indices	July 2018
21	<b>SSAI</b> . Services Sector Activity Indicators	July 2018
24	<b>HTST</b> . Hotel Tourism Short-Term Trends: Hotel Occupancy Survey - Hotel Price Index - Indicators on the profitability of the hotel sector	August 2018
25	<b>ITSS</b> . International Trade in Services Survey	Quarter 2/2018
25	<b>IPRI</b> . Industrial Price Index	August 2018
26	<b>BTI</b> . Business Turnover Index	July 2018
27	<b>RT</b> . Rail Transport Statistics	Quarter 2/2018
28	<b>CPI-HICP (FE)</b> . CPI (Flash Estimate) - HICP (Flash Estimate)	September 2018
28	<b>QSNA</b> . Quarterly Spanish National Accounts	Quarter 2/2018
28	<b>NTAOS</b> . Non-hotel Tourist Accommodation Occupancy Survey: Campsite - Holiday Dwellings - Rural Tourism Accommodation - Hostels	August 2018

**Structural Statistics. September 2018 \***

Day	Statistic operation	Reference period
6	Annual Spanish National Accounts. CNA. Main results	1995-2017 Series
20	Survey on ICT and e-commerce use in enterprises	2017-2018
24	Statistics on Annulments, Separations and Divorces	2017
25	Conviction Statistics: Adults	2017
25	Conviction Statistics: Minors	2017
26	The Wages of Persons with Disabilities	2016
26	Labour and Geographical Mobility Statistics	2018
27	Statistics on Affiliates of Foreign Companies in Spain	2016
27	Foreign affiliate trade statistics of Spanish companies abroad	2016
28	Annual Spanish National Accounts. CNA. Detailed results	Serie 1995-2017
28	Annual Spanish National Accounts. Annual non-financial accounts for the Institutional Sectors.	1999-2017 Series

**Short-term statistics. October 2018**

Day	Statistic operation	Reference period
1	<b>ETR</b> . Residents Travel Survey	Quarter 2/2018
1	<b>M</b> . Mortgage Statistics	July 2018
1	<b>RTI</b> . Retail Trade Indices	August 2018
2	<b>Egatur</b> . Tourist Expenditure Survey	August 2018
2	<b>Frontur</b> . Tourist Movement on Borders	August 2018
2	<b>QNFAIS</b> . Quarterly non-financial accounts for the Institutional Sectors	Quarter 2/2018
4	<b>IPRIX-IPRIM</b> . Export and Import Price Indices for Industrial Products	August 2018
5	<b>IPI</b> . Industrial Production Indices	August 2018

9	<b>MC.</b> Mercantile Companies	August 2018
10	<b>ECSE.</b> Stock and Supply Short-term Survey	Quarters 1/2018 and 2/2018
10	<b>BCI.</b> Business Confidence Indicators	Quarter 4/2018
11	<b>STPR.</b> Statistics on Transfer of Property Rights	August 2018
11	<b>CPI-HICP.</b> Consumer Price Index - Harmonised Index of Consumer Prices	September 2018
15	<b>PT.</b> Passenger transport Statistics	August 2018
22	<b>ITI-INORI.</b> Industrial Turnover Indices - Industrial New Orders Received Indices	August 2018
22	<b>SSAI.</b> Services Sector Activity Indicators	August 2018
23	<b>HTST.</b> Hotel Tourism Short-Term Trends: Hotel Occupancy Survey - Hotel Price Index - Indicators on the profitability of the hotel sector	September 2018
24	<b>BTI.</b> Business Turnover Index	August 2018
25	<b>IPRI.</b> Industrial Price Index	September 2018
25	<b>EAPS.</b> Economically Active Population Survey	Quarter 3/2018
25	<b>EAPFS.</b> Economically Active Population Flow Statistics	Quarter 3/2018
30	<b>CPI-HICP (FE).</b> CPI (Flash Estimate) - HICP (Flash Estimate)	October 2018
30	<b>RTI.</b> Retail Trade Indices	September 2018
31	<b>NTAOS.</b> Non-hotel Tourist Accommodation Occupancy Survey: Campsite - Holiday Dwellings - Rural Tourism Accommodation - Hostels	September 2018
31	<b>GDP (FE).</b> Quarterly GDP (Flash Estimate)	Quarter 3/2018
31	<b>M.</b> Mortgage Statistics	August 2018

**Structural Statistics. October 2018 \***

Day	Statistic operation	Reference period
10	Household projections	2018-2033
10	Population projections	2018-2068
23	Quality of Life Indicators	Edición 2018
30	International Trade in Services Survey	2017

**Short-term statistics. November 2018**

Day	Statistic operation	Reference period
2	<b>Egatur.</b> Tourist Expenditure Survey	September 2018
2	<b>Frontur.</b> Tourist Movement on Borders	September 2018
5	<b>IPRIX-IPRIM.</b> Export and Import Price Indices for Industrial Products	September 2018
6	<b>BPS.</b> Bankruptcy Proceedings Statistics	Quarter 3/2018
8	<b>IPI.</b> Industrial Production Indices	September 2018
8	<b>MC.</b> Mercantile Companies	September 2018
12	<b>PT.</b> Passenger transport Statistics	September 2018
13	<b>STPR.</b> Statistics on Transfer of Property Rights	September 2018
14	<b>CPI-HICP.</b> Consumer Price Index - Harmonised Index of Consumer Prices	October 2018
21	<b>ITI-INORI.</b> Industrial Turnover Indices - Industrial New Orders Received Indices	September 2018
21	<b>SSAI.</b> Services Sector Activity Indicators	September 2018
23	<b>HTST.</b> Hotel Tourism Short-Term Trends: Hotel Occupancy Survey - Hotel Price Index - Indicators on the profitability of the hotel sector	October 2018
23	<b>IPRI.</b> Industrial Price Index	October 2018
26	<b>BTI.</b> Business Turnover Index	September 2018
29	<b>RTI.</b> Retail Trade Indices	October 2018
29	<b>CPI-HICP (FE).</b> CPI (Flash Estimate) - HICP (Flash Estimate)	November 2018
30	<b>NTAOS.</b> Non-hotel Tourist Accommodation Occupancy Survey: Campsite - Holiday Dwellings - Rural Tourism Accommodation - Hostels	October 2018
30	<b>M.</b> Mortgage Statistics	September 2018

**Structural Statistics. November 2018 \***

Day	Statistic operation	Reference period
7	Survey on Equipment and Use of Information and Communication Technologies in Households	2018
8	Economically Active Population Survey (Wage decile of the main job)	2017
15	Annual Spanish National Accounts. Supply and use tables	2015
20	Environmental accounts: Physical Power Flows	2016
21	Environmental accounts: Air Emission Accounts	2016 and preview



		2017
22	Environmental accounts: Environmental taxes	2016 and preview 2017
22	Statistics on taxi	2018
23	Harmonized Business Demographics	2016
27	Survey on Water Supply and Sewerage	2016
28	Statistics on R&D activities. Provisional data	2017
28	Fertility Survey. Advance results	2018
29	Surveys on Waste Generation	2016
29	Statistics on the Collection and Treatment of Waste	2016
29	Other environmental accounts. Waste accounts	2015 and 2016

#### Short-term statistics. December 2018

Day	Statistic operation	Reference period
3	<b>Egatur.</b> Tourist Expenditure Survey	October 2018
3	<b>Frontur.</b> Tourist Movement on Borders	October 2018
4	<b>IPRIX-IPRIM.</b> Export and Import Price Indices for Industrial Products	October 2018
4	<b>FS.</b> Foreclosure Statistics	Quarter 3/2018
5	<b>ECSE.</b> Short-Term Stock and Inventory Survey	Quarter 3/2018
5	<b>IPI.</b> Industrial Production Indices	October 2018
7	<b>HPI.</b> Housing Price Index	Quarter 3/2018
10	<b>HLCI.</b> Harmonised Labour Cost Index	Quarter 3/2018
11	<b>PT.</b> Passenger transport Statistics	October 2018
11	<b>MC.</b> Mercantile Companies	October 2018
12	<b>STPR.</b> Statistics on Transfer of Property Rights	October 2018
14	<b>CPI-HICP.</b> Consumer Price Index - Harmonised Index of Consumer Prices	November 2018
18	<b>QLCS.</b> Quarterly Labour Cost Survey	Quarter 3/2018
19	<b>M.</b> Mortgage Statistics	October 2018
20	<b>SSAI.</b> Services Sector Activity Indicators	October 2018
20	<b>ITI-INORI.</b> Industrial Turnover Indices - Industrial New Orders Received Indices	October 2018
21	<b>ITSS.</b> International Trade in Services Survey	Quarter 3/2018
21	<b>HTST.</b> Hotel Tourism Short-Term Trends: Hotel Occupancy Survey - Hotel Price Index - Indicators on the profitability of the hotel sector	November 2018
21	<b>ETR (Familitur).</b> Residents Travel Survey	Quarter 3/2018
26	<b>IPRI.</b> Industrial Price Index	November 2018
26	<b>BTI.</b> Business Turnover Index	October 2018
27	<b>RTI.</b> Retail Trade Indices	November 2018
27	<b>RT.</b> Rail Transport Statistics	Quarter 3/2018
28	<b>NTAOS.</b> Non-hotel Tourist Accommodation Occupancy Survey: Campsite - Holiday Dwellings - Rural Tourism Accommodation - Hostels	November 2018
28	<b>CPI-HICP (FE).</b> CPI (Flash Estimate) - HICP (Flash Estimate)	December 2018
28	<b>QSNA.</b> Quarterly Spanish National Accounts	Quarter 3/2018
28	<b>QNFAIS.</b> Quarterly non-financial accounts for the Institutional Sectors	Quarter 3/2018

#### Structural Statistics. December 2018 \*

Day	Statistic operation	Reference period
3	Annual Spanish National Accounts. Other general government detailed results.	1999-2017 Series
4	Statistics on Acquisition of Spanish Citizenship of Residents	2017
11	Vital Statistics (Marriage Statistics, Birth Statistics and Death Statistics). Final data Vital Statistics (Marriage Statistics, Birth Statistics and Death Statistic). Provisional data	2017 First half 2018
11	Basic Demographic Indicators. Final data	2017
11	Life Tables	2017
12	Book publishing production statistic	2017
13	Population figures. Final data Population figures. Provisional data	01/01/2018 01/07/2018
13	Migrations Statistics. Final data Migrations Statistics. Provisional data	2017 First half 2018
14	Environmental accounts: Environmental expenditure accounts	2016 and preview



		2017
14	Annual Spanish National Accounts. Input-Output tables	2015
17	Environmental accounts: Material Flow Account	2016 and preview 2017
18	Tourism Satellite Account of Spain	2017
18	Environmental accounts: Environmental goods and services	2016 and preview 2017
19	Death Statistic according to Cause of Death	2017
19	The Employment of Persons with Disabilities	2017
21	Structural Business Statistics: Industrial Sector. Preview results	2017
21	Structural Business Statistics: Trade Sector. Preview results	2017
21	Structural Business Statistics: Services Sector. Preview results	2017
21	Spanish Regional Accounts	2000-2017 Series

## Calendar 2018 by theMonth and by statistic operations

## Short-term statistics

QSNA. Quarterly Spanish National Accounts 

Day	Month	Reference period
1	March	Quarter 4/2017
31	May	Quarter 1/2018
29	September	Quarter 2/2018 (Data dissemination from Q2/2018)
28	December	Quarter 3/2018

HTST. Hotel Tourism Short-Term Trends: Hotel Occupancy Survey - Hotel Price Index - Indicators on the profitability of the hotel sector 


Day	Month	Reference period
23	January	December 2017
22	February	January 2018
23	March	February 2018
23	April	March 2018
23	May	April 2018
22	June	May 2018
23	July	June 2018
24	August	July 2018
24	September	August 2018
23	October	September 2018
23	November	October 2018
21	December	November 2018

QNFAIS. Quarterly non-financial accounts for the Institutional Sectors 

Day	Month	Reference period
3	April	Quarter 4/2017
29	June	Quarter 1/2018
2	October	Quarter 2/2018
28	December	Quarter 3/2018

ITSS. International Trade in Services Survey 


Day	Month	Reference period
22	March	Quarter 4/2017
22	June	Quarter 1/2018
25	September	Quarter 2/2018
21	December	Quarter 3/2018

ECSE. Stock and Supply Short-term Survey 

Day	Month	Reference period
6	March	Quarter 4/2017
10	October	Quarter 1/2018 y 2/2018
5	December	Quarter 3/2018

EAPFS. Economically Active Population Flow Statistics 


Day	Month	Reference period
25	January	Quarter 4/2017
26	April	Quarter 1/2018
26	July	Quarter 2/2018
25	October	Quarter 3/2018

Egatur. Tourist Expenditure Survey 

Day	Month	Reference period
3	January	November 2017
1	February	December 2017
1	March	January 2018
4	April	February 2018
4	May	March 2018
1	June	April 2018

SSAI. Services Sector Activity Indicators 

Day	Month	Reference period
22	January	November 2017
21	February	December 2017
23	March	January 2018
23	April	February 2018
23	May	March 2018
21	June	April 2018
16	July	May 2018
14	August	June 2018
21	September	July 2018
22	October	August 2018
21	November	September 2018
20	December	October 2018

BCI. Business Confidence Indicators 

Day	Month	Reference period
17	January	Quarter 1/2018
16	April	Quarter 2/2018
11	July	Quarter 3/2018
10	October	Quarter 4/2018

HLCI. Harmonised Labour Cost Index 

Day	Month	Reference period
9	March	Quarter 4/2017
8	June	Quarter 1/2018
11	September	Quarter 2/2018
10	December	Quarter 3/2018

RTI. Retail Trade Indices 

Day	Month	Reference period
29	January	December 2017
14	March	January 2018
28	March	February 2018
27	April	March 2018
30	May	April 2018
28	June	May 2018
27	July	June 2018
31	August	July 2018
1	October	August 2018
30	October	September 2018
29	November	October 2018
27	December	November 2018

ITI. Industrial Turnover Indices 

Day	Month	Reference period
22	January	November 2017
21	February	December 2017
23	March	January 2018
23	April	February 2018
23	May	March 2018
21	June	April 2018
16	July	May 2018
14	August	June 2018
21	September	July 2018

2	July	May 2018
1	August	June 2018
3	September	July 2018
2	October	August 2018
2	November	September 2018
3	December	October 2018

**FS. Foreclosure Statistics**

Day	Month	Reference period
6	March	Quarter 4/2017
5	June	Quarter 1/2018
5	September	Quarter 2/2018
4	December	Quarter 3/2018

**NTAOS. Non-hotel Tourist Accommodation Occupancy Survey: Campsite - Holiday Dwellings - Rural Tourism Accommodation - Hostels**

Day	Month	Reference period
31	January	December 2017
28	February	January 2018
28	March	February 2018
27	April	March 2018
31	May	April 2018
29	June	May 2018
31	July	June 2018
31	August	July 2018
28	September	August 2018
31	October	September 2018
30	November	October 2018
28	December	November 2018

**EAPS. Economically Active Population Survey**

Day	Month	Reference period
25	January	Quarter 4/2017
26	April	Quarter 1/2018
26	July	Quarter 2/2018
25	October	Quarter 3/2018

**BPS. Bankruptcy Proceedings Statistics**

Day	Month	Reference period
7	February	Quarter 4/2017
9	May	Quarter 1/2018
3	August	Quarter 2/2018
6	November	Quarter 3/2018

**QLCS. Quarterly Labour Cost Survey**

Day	Month	Reference period
16	March	Quarter 4/2017
15	June	Quarter 1/2018
18	September	Quarter 2/2018
18	December	Quarter 3/2018

**STPR. Statistics on Transfer of Property Rights**

Day	Month	Reference period
11	January	November 2017
13	February	December 2017
14	March	January 2018
11	April	February 2018
11	May	March 2018
12	June	April 2018
11	July	May 2018

22	October	August 2018
21	November	September 2018
20	December	October 2018

**BTI. Business Turnover Index**

Day	Month	Reference period
26	January	November 2017
26	February	December 2017
26	March	January 2018
25	April	February 2018
28	May	March 2018
26	June	April 2018
19	July	May 2018
20	August	June 2018
26	September	July 2018
24	October	August 2018
26	November	September 2018
26	December	October 2018

**INORI. Industrial New Orders Received Indices**

Day	Month	Reference period
22	January	November 2017
21	February	December 2017
23	March	January 2018
23	April	February 2018
23	May	March 2018
21	June	April 2018
16	July	May 2018
14	August	June 2018
21	September	July 2018
22	October	August 2018
21	November	September 2018
20	December	October 2018

**CPI-HICP. Consumer Price Index - Harmonised Index of Consumer Prices**

Day	Month	Reference period
12	January	December 2017
15	February	January 2018
13	March	February 2018
13	April	March 2018
11	May	April 2018
13	June	May 2018
13	July	June 2018
14	August	July 2018
12	September	August 2018
11	October	September 2018
14	November	October 2018
14	December	November 2018

**CPI-HICP (FE).CPI (Flash Estimate) - HICP (Flash Estimate)**

Day	Month	Reference period
31	January	January 2018
27	February	February 2018
27	March	March 2018
27	April	April 2018
30	May	May 2018
28	June	June 2018
30	July	July 2018

7	August	June 2018
13	September	July 2018
11	October	August 2018
13	November	September 2018
12	December	October 2018

**ETR (Familitur).** Residents Travel Survey 

Day	Month	Reference period
19	April	Quarter 4/2017
27	June	Quarter 1/2018
1	October	Quarter 2/2018
21	December	Quarter 3/2018

**Frontur.** Tourist Movement on Borders 

Day	Month	Reference period
1	February	December 2017
1	March	January 2018
4	April	February 2018
4	May	March 2018
1	June	April 2018
2	July	May 2018
1	August	June 2018
3	September	July 2018
2	October	August 2018
2	November	September 2018
3	December	October 2018

**M.** Mortgage Statistics 

Day	Month	Reference period
30	January	November 2017
28	February	December 2017
22	March	January 2018
26	April	February 2018
31	May	March 2018
27	June	April 2018
27	July	May 2018
31	August	June 2018
1	October	July 2018
31	October	August 2018
30	November	September 2018
19	December	October 2018

30	August	August 2018
28	September	September 2018
30	October	October 2018
29	November	November 2018
28	December	December 2018

**IPI.** Industrial Production Indices 

Day	Month	Reference period
11	January	November 2017
8	February	December 2017
9	March	January 2018
6	April	February 2018
9	May	March 2018
6	June	April 2018
5	July	May 2018
8	August	June 2018
7	September	July 2018
5	October	August 2018
8	November	September 2018
5	December	October 2018

**IPRI.** Industrial Price Index 


Day	Month	Reference period
24	January	December 2017
23	February	January 2018
26	March	February 2018
25	April	March 2018
25	May	April 2018
25	June	May 2018
25	July	June 2018
24	August	July 2018
25	September	August 2018
25	October	September 2018
23	November	October 2018
26	December	November 2018

**IPRIX-IPRIM.** Export and Import Price Indices for Industrial Products 

Day	Month	Reference period
4	January	November 2017
2	February	December 2017
5	March	January 2018
4	April	February 2018
4	May	March 2018
4	June	April 2018
4	July	May 2018
3	August	June 2018
4	September	July 2018
4	October	August 2018
5	November	September 2018
4	December	October 2018

**SPI.** Services Prices Index 

Day	Month	Reference period
16	March	Quarter 4/2017
18	June	Quarter 1/2018
17	September	Quarter 2/2018
17	December	Quarter 3/2018

HPI. Housing Price Index 


Day	Month	Reference period
8	March	Quarter 4/2017
7	June	Quarter 1/2018
7	September	Quarter 2/2018
7	December	Quarter 3/2018

GDP (FE). Quarterly GDP (Flash Estimate) 

Day	Month	Reference period
29	January	Quarter 4/2017
30	April	Quarter 1/2018
29	July	Quarter 2/2018
31	October	Quarter 3/2018

MC. Mercantile Companies Statistics 

Day	Month	Reference period
12	January	November 2017
9	February	December 2017
12	March	January 2018
10	April	February 2018
10	May	March 2018
9	June	April 2018
10	July	May 2018
6	August	June 2018
11	September	July 2018
9	October	August 2018
8	November	September 2018
11	December	October 2018

RT. Rail Transport Statistics 

Day	Month	Reference period
28	March	Quarter 4/2017
29	June	Quarter 1/2018
27	September	Quarter 2/2018
27	December	Quarter 3/2018

PT. Passenger transport Statistics 

Day	Month	Reference period
15	January	November 2017
12	February	December 2017
12	March	January 2018
11	April	February 2018
10	May	March 2018
11	June	April 2018
12	July	May 2018
8	August	June 2018
12	September	July 2018
15	October	August 2018
12	November	September 2018
11	December	October 2018

## Structural statistics\*

## Agriculture and environment

Day	Statistical operation	Reference period
17 Jul	Statistics on Environmental Protection Activities	2016
18 Jul	Survey on the use of water in the agricultural	2016

## Labour market

Day	Statistical operation	Reference period
29 May	Annual Wage Structure Survey	2016
24 Jul	Annual Labour Cost Survey	2017

sector		
20 Nov	Environmental accounts: Physical Power Flows	2016
21 Nov	Environmental accounts: Air Emission Accounts	2016 and preview 2017
22 Nov	Environmental accounts: Environmental taxes	2016 and preview 2017
27 Nov	Surveys on Water Supply and Sewerage	2016
29 Nov	Surveys on Waste Generation	2016
29 Nov	Statistics on the Collection and Treatment of Waste	2016
29 Nov	Statistics on the Collection and Treatment of Waste	2016
29 Nov	Other environmental accounts. Waste accounts	2015 and 2016
14 Dec	Environmental accounts: Material Flow Account	2016
14 Dec	Environmental accounts: Environmental expenditure accounts	2016
18 Dec	Environmental accounts. Environmental goods and services	2016 and preview 2017

**Science and technology**

Day	Statistical operation	Reference period
20 Jul	Information and Communication Technologies (ICT) Sector Indicators	2016
25 Jul	High Technology Indicators	2016
20 Sep	urvey on ICT and e-commerce use in enterprises	2017-2018
7 Nov	Survey on Equipment and Use of Information and Communication Technologies in Households	2018
28 Nov	Statistics on R&D activities. Provisional data	2017
2019	Innovation in Companies Survey	2017
2019	Statistics on Biotechnology Use	2017

**Demography and population**

Day	Statistical operation	Reference period
<b>Continuous Register Statistics:</b>		
18 Jan	Final data	01/01/2017
21 Apr	Provisional data	01/01/2018
18 Jan	List of place name: Population of the Continuous Municipal Register by Population Unit	01/01/2017
2 Feb	List of Municipalities, Provinces, Autonomous Communities and Cities and their codes	01/01/2018
20 Mar	Statistical use of the Register of Spaniards resident abroad (RSRA)	01/01/2018
12 Apr	Continuous Household Survey (CHS)	2017
29 May	Most frequent surnames and names	01/01/201
26 Jun	Residential Variation Statistics	2017
<b>Population figures:</b>		
25 Jun	Provisional data	01/01/2018
13 Dec	Final data	01/01/2018
13 Dec	Provisional data	01/07/2018
10 Oct	Household projections	2018-2033
10 Oct	Population projections	2018-2068
<b>Vital Statistics: Marriages, Birth y Deaths:</b>		
19 Jun	Provisional data	2017
11 Dec	Final data	2017
11 Dec	Provisional data	First half 2018
<b>Basic Demographic Indicators:</b>		
19 Jun	Provisional data	2017
11 Dec	Final data	2017
28 Nov	Fertility Survey. Preview results	2018
11 Dec	Life Tables	2017

<b>Economically Active Population Survey:</b>		
23 Feb	Annual average	2017
22 Mar	Subsample variables	2017
8 Jun	Special module: Self-employment	2016
Nov	Wage decile of the main job	2017
26 Sep	The Wages of Persons with Disabilitie	2016
26 Sep	Geographical and labour movility survey	2018
28 Jun	Labour Price Index	2016
19 Dec	The Employment of Persons with Disabilities	2017

**Standard and life conditions (CPI)**

Day	Statistical operation	Reference period
<b>Living Conditions Survey:</b>		
21 Jun	Final data	2017
6 Jul	Health module	2017
20 Jun	Household Budget Survey	2017
7 Nov	Survey on Equipment and Use of Information and Communication Technologies in Households (H-ICT)	2018
23 Oct	Quality of Life Indicators (QLI)	2016 Edition

**Services**

Day	Statistical operation	Reference period
<b>Structural Business Statistics: Trade Sector</b>		
27 Mar	Preview results	2016
22 Jun	Final data	2016
21 Dec	Preview results	2017
<b>Structural Business Statistics: Services Sector</b>		
27 Mar	Preview results	2016
22 Jun	Final data	2016
21 Dec	Preview results	2017
22 Jun	Statistics on Products in the Services Sector	2016
22 Jun	Statistics on Products in the Trade Sector	2016
2 Aug	Rail Transport Statistics	2017
20 Sep	Survey on ICT and e-commerce use in enterprises	2017-2018
30 Oct	International Trade in Services Survey	2017
22 Nov	Statistics on taxi	2018
18 Dec	Spanish Tourism Satellite Account	2017

**Society**

Day	Statistical operation	Reference period
19 Dec	Death Statistic according to Cause of Death	2017
30 Apr	Magistrates' Court Statistics	2017
25 Apr	Hospital morbidity Surveys	2016
30 May	Registered Health Professionals	2017
28 May	Statistics on Domestic Gender and Domestic Violence	2017
14 Jun	Urban indicators	2018
21 Jun	Urban Leases Statistics	2017
26 Jun	National Health Survey	2017
25 Sep	Conviction Statistics: Adults	2017
25 Sep	Conviction Statistics: Minors	2017
24 Sep	Statistics on annulments, separations and divorces	2017
21 Mar	Survey on Adult Population Involvement in Learning Activities. Final results	2016
<b>Book Publishing Activity Statistic</b>		
28 Feb	Final data	2016
12 Dec	Final data	2017
28 Mar	Libraries Statistics	2016

<b>Migrations Statistics:</b>		
25 Jun	Provisional data	2017
13 Dec	Final data	2017

4 Dec	Statistics on Acquisition of Spanish Citizenship of Residents	2017
-------	---	------

**Economy**

Day	Statistical operation	Reference period
-----	-----------------------	------------------

<b>Annual Spanish National Accounts::</b>		
6 Sep	Main results	1995-2017 Series
28 Sep	Detailed results	1995-2017 Series
29 Jun	Pensions tables	2015
28 Sep	Annual Non-Financial Accounts for the Institutional Sectors	1999-2017 Series
15 Nov	Supply and use tables	2015
3 Dec	Annual Spanish National Accounts. Other general government detailed results.	1999-2017 Series
14 Dec	Input-output table	2015

<b>Spanish Regional Accounts:</b>		
23 Mar	First estimation	2017
26 Jul	Final consumption expenditure by household	2010-2014 Series
26 Jul	Consumption indicators for VAT's territorial distribution	2016
21 Dec	Accounting series	2000-2017 Series

7 Mar	Opinion Module on the Business Environment. (Business Confidence Indicators)	2017
-------	--	------

31 Jul	Central Business Register Statistic Operation	01/01/2018
--------	---	------------

27 Sep	Statistics on Affiliates of Foreign Companies in Spain	2016
--------	--	------

27 Sep	Foreign affiliate trade statistics of Spanish companies abroad	2016
--------	--	------

23 Nov	Harmonized Business Demographics	2016
--------	----------------------------------	------

Dic	Spanish Tourism Satellite Account	2017
-----	-----------------------------------	------

**Industry, energy and construction**

Day	Statistical operation	Reference period
-----	-----------------------	------------------

27 Jun	Annual Industrial Products Survey	2017
--------	-----------------------------------	------

<b>Structural Business Statistics: Industrial Sector</b>		
27 Mar	Preview results	2016
22 Jun	Final data	2016
21 Dec	Preview results	2017

\* On the last Friday of every month (t), the date of publication of the structural statistics scheduled for month (t+2) will be announced

**Register of changes**