

Labour Price Index (LPI) Year 2022

Main results

- The Labour Price Index rose by 5.5% in 2022.
- The activity that recorded the highest increase was *Accommodation and food service activities* (14.9%).
- Illes Balears recorded the highest increase (15.3%) and País Vasco the lowest (3.2%).

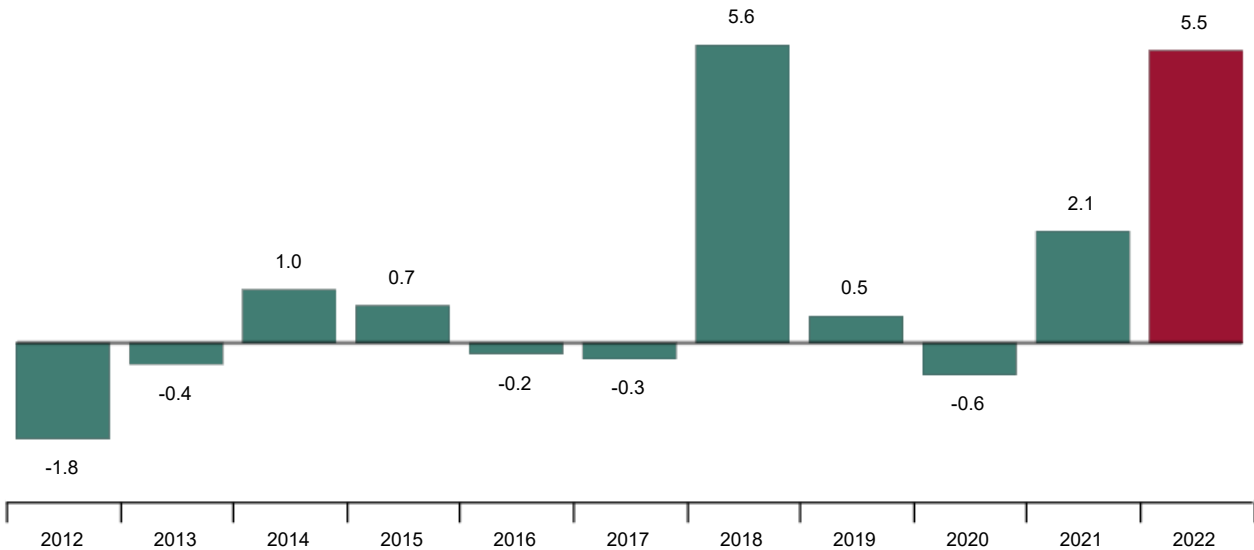
More information

- [Annex of tables](#) (includes information from the Autonomous Communities)
- [Detailed results](#)

The annual variation of the Labour Price Index (LPI) was 5.5% in 2022. This rate was 3.4 points lower than that registered the previous year, which was 2.1%.

LPI Annual Evolution

Percentage



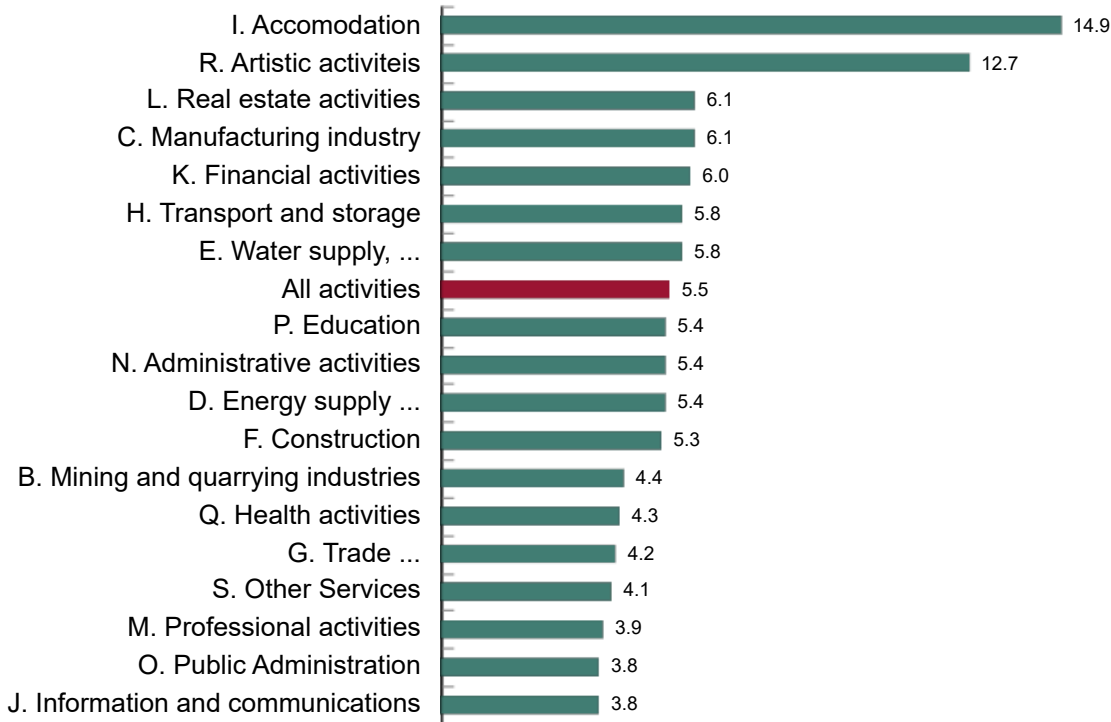
Results according to the main characteristics of the job position

The economic activities with the largest increases in labour prices in 2022 were *Accommodation and food service activities* (14.9%), *Arts, entertainment and recreation activities* (12.7%), and *Real estate activities* (6.1%).

On the other hand, the smallest increases in the LPI were recorded in *Information and communication*, *Public administration and defence; compulsory social security* (3.8%) and *Professional, scientific and technical activities* (3.9%).

LPI by Economic Activity. Year 2022

Annual rate (Percentage)

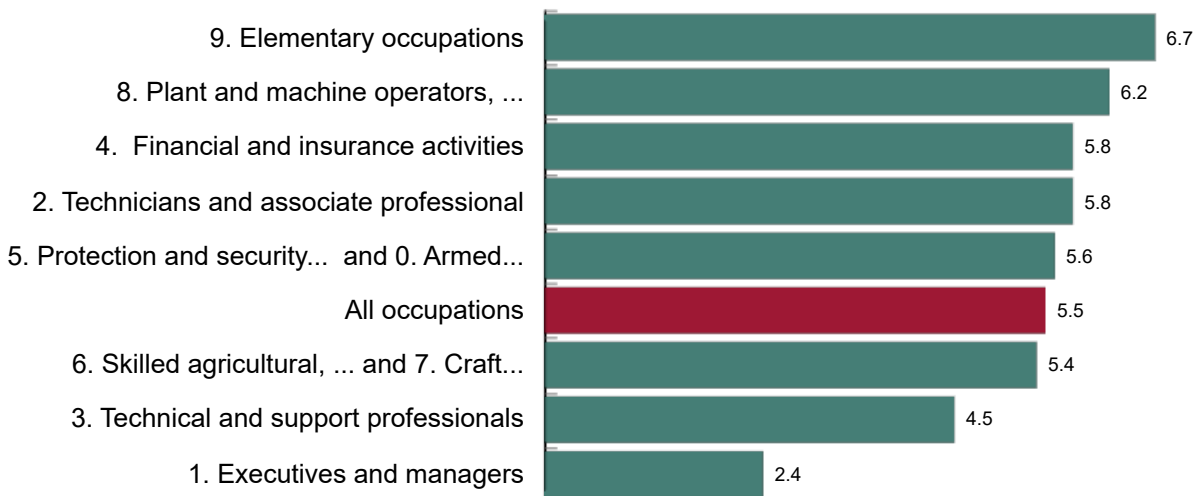


Occupation type was one of the variables that most influenced the price of labour. In 2022, the largest increases in the LPI were registered in the groups of *Elementary occupations* (6.7%) and *Installation and machinery operators and assemblers* (6.2%).

The lowest percentages were recorded for *Directors and managers* (2.4%) and *Technicians; support professionals* (4.5%).

LPI by Occupation. Year 2022

Annual rate (Percentage)



By type of working day, the LPI increased by 5.1% among full-time workers and by 8.8% among part-time workers. By contract type, the LPI rose 5.2% for indefinite-term contracts and 7.1% for temporary ones.

Current press release at: <https://www.ine.es/dyngs/Prensa/en/IP2022.htm>

LPI. Year 2022

	Annual rate (%)
Working time	
Full time	5.1
Part time	8.8
Contract type	
Temporary	7.1
Permanent	5.2

Results by worker characteristics

By sex, the LPI registered an annual increase of 5.9% in women and 5.1% in men.

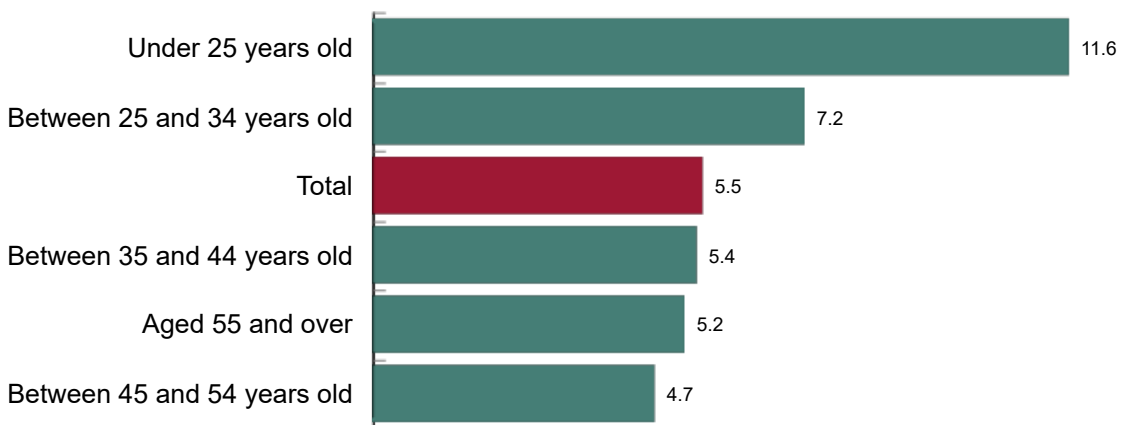
Labour Price Index: Overall and by Sex. Year 2022

	Annual rate (%)
Overall Index	5.5
Women	5.9
Men	5.1

By age group, the largest increase was recorded for workers aged under 25 (11.6%). And the smallest increase was for those aged 45 and 54 (4.7%).

LPI by Age Group. Year 2022

Annual rate (Percentage)



By nationality, the LPI registered an increase of 5.3% for workers who are Spanish nationals, and 7.5% for foreigners.

Labour Price Index 2022 by Nationality. Year 2022

	Annual rate (%)
Spanish	5.3
Foreigners	7.5

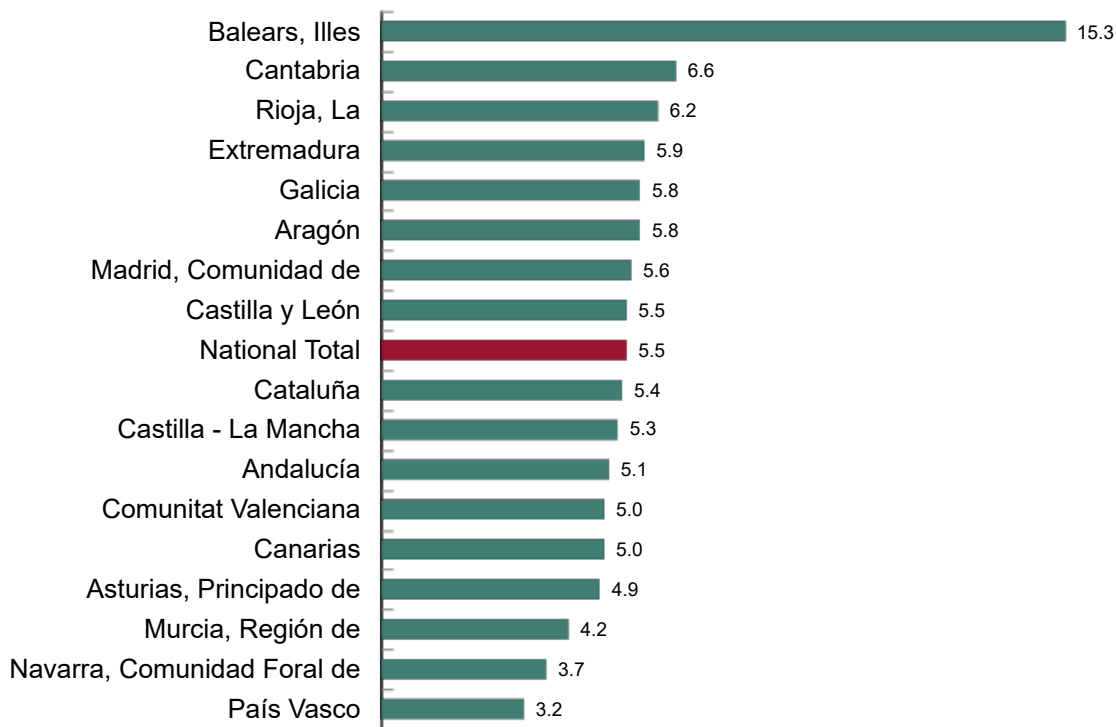
Results by Autonomous Communities

The largest increases in LPI in 2022 were in Illes Balears (15.3%), Cantabria (6.6%) and La Rioja (6.2%).

On the other hand, the smallest increases were recorded in País Vasco (3.2%), Comunidad Foral de Navarra (3.7%) and Región de Murcia (4.2%).

LPI by Autonomous Community. Year 2022

Annual rate (Percentage)



Revisions and data updates

The data published today are final. All results of this operation are available on [INEBase](#).

Current press release at: <https://www.ine.es/dyngs/Prensa/en/IP2022.htm>

Methodological note

The aim of the Labour Price Index (LPI) is to measure the change in the price of labour over time without this measure being affected by changes in the quality and quantity of work performed (for example, changes in the composition of the labour force, number of hours worked, type of contract, characteristics of employees, etc.). In other words, the composition effect is not taken into account.

The LPI complements the information available in Spain from the INE's Quarterly Labour Cost Survey, Annual Labour Cost Survey and Wage Structure Survey, which provide series of average results on labour and wage costs per employee. These series include the variation in costs and any changes in the composition of employment.

Type of operation: statistics presented in index form.

Base year: 2016

Reference period of the results: the calendar year.

Reference period for the weightings: the week before the interview.

Population scope: paid employees in local units.


Geographical scope: the entire national territory.

Calculation method: Laspeyres' Chain Index.

More information on the [methodology](#) and the [standardised methodological report](#).

INE statistics are produced in accordance with the Code of Good Practice for European Statistics. More information on [Quality at INE](#) and [Code of Best Practices](#).

For further information see [INE base](#)

Official INE account on  [@es_ine](#)

All press releases at: www.ine.es/en/prensa/prensa_en.htm

 Press office: (+34) 91 583 93 63 / 94 08 – gprensa@ine.es

 Information area: (+34) 91 583 91 00 – www.ine.es/infoine/?L=1