

**Services Sector Price Index (SSPI). Base 2021**  
Third Quarter 2024. Provisional data

**Main Results**

- The annual variation of the Services Sector Price Index increased by one tenth in the third quarter of 2024, to 2.5%.
- The quarterly rate of services prices was 0.1%.

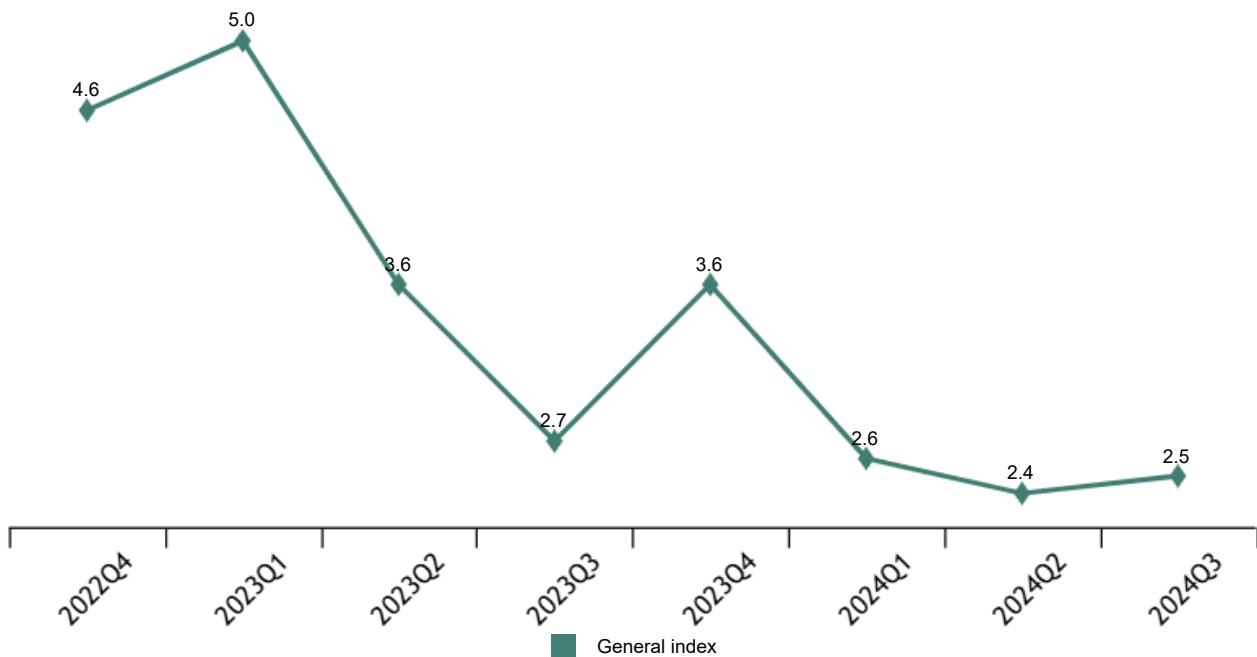
**Más información**

- [Tables annex](#)
- [Detailed quarterly results](#)
- [Annual averages](#)

The annual rate of the general Services Sector Price Index (SSPI) was 2.5% in the third quarter, one tenth below the figure recorded in the second quarter.

**Annual evolution of the SSPI**

General index. Percentage



Current press release at: <https://www.ine.es/dyngs/Prensa/en/IPS3T24.htm>

Among the activities that had a positive impact on the evolution of the annual rate of the general SSPI were the following:

- **Warehousing and support activities for transportation**, whose annual variation increased by 1.5 points, reaching 4.3%. This was due to a rise in the prices of this activity compared to a drop in the third quarter of the previous year.
- **Land transport and transport via pipelines**, which recorded a rate of 2.3%, 1.1 points higher than that of the second quarter, due to a greater price increase in this activity compared to the same quarter in 2023.

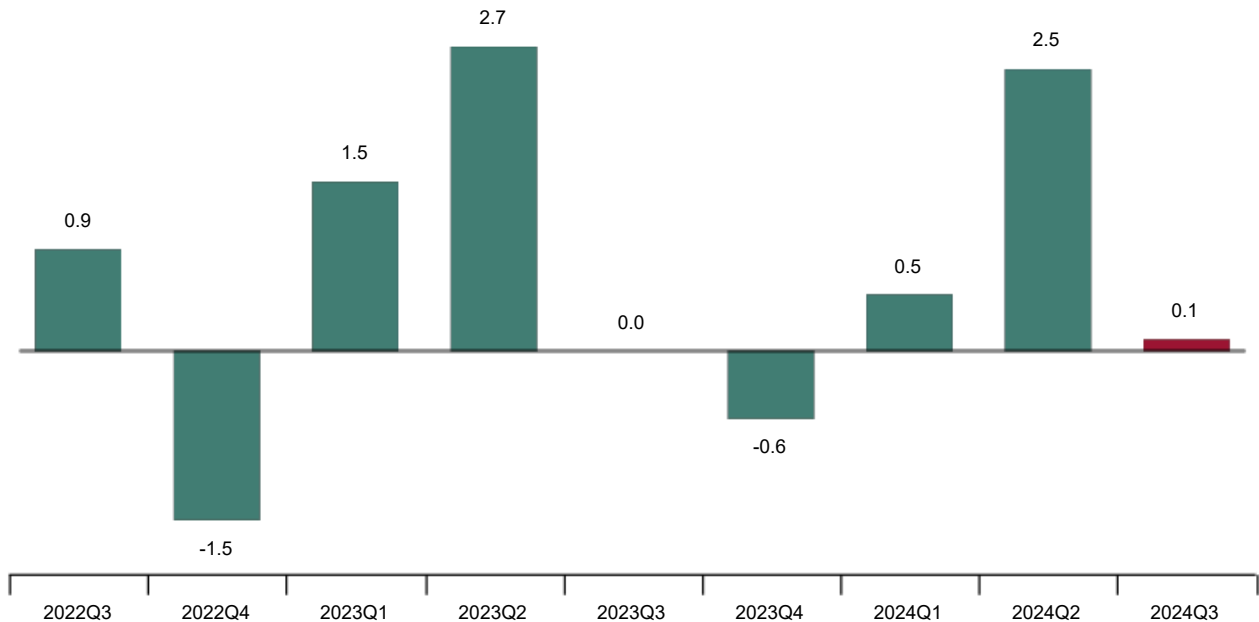
On the other hand, among activities with a negative influence were:

- **Telecommunications**, with an annual rate of 0.9%, 2.1 points lower than the previous quarter, due to a drop in the prices of this activity, which had risen in the third quarter of 2023.
- **Radio and television programming and broadcasting activities**, whose rate decreased by 10.2 points, to -5.1%, due to a greater price decrease in this activity compared to the same quarter of last year.

### Quarterly evolution of the prices of services

The quarterly variation in the general SSPI was 0.1% in the third quarter of 2024. This rate was 2.4 points lower than that of the previous quarter.

#### Quarterly rate of the Services Sector Price Index General index. Percentage



Current press release at: <https://www.ine.es/dyngs/Prensa/en/IPS3T24.htm>

A more detailed analysis shows the activities that most affected the quarterly SSPI rate.

#### Activities with the greatest positive contribution to the quarterly SSPI rate. Third quarter, 2024

Activity (CNAE 2009 divisions)	Quarterly rate (%)	Contribution
Travel agency, tour operator and other reservation service and related activities	7.2	0.350
Land transport and transport via pipelines	2.3	0.214
Air transport	4.4	0.108
Warehousing and support activities for transportation	0.9	0.097

#### Activities with the greatest negative contribution to the quarterly SSPI rate. Third quarter, 2024

Activity (CNAE 2009 divisions)	Quarterly rate (%)	Contribution
Advertising and market research	-17.7	-0.725
Programming and broadcasting activities	-14.9	-0.167
Telecommunications	-0.8	-0.048

#### Data revisions and updates

The INE has updated today the IPS data for the last four quarters, making the data for the third quarter of 2023 final. All the results of this operation are available at [INEBase](#).

## Methodological note

The Services Sector Price Indices (SSPI), which are published on a quarterly basis, aim to measure the evolution of the prices of services provided by companies operating in the services sector in Spain, from the supply side (producer's point of view). The prices considered for the calculation are those of services provided to both companies and private consumers.

The activities that form part of the SSPI calculation, in Base 2021, are those included in Sections H, I, J, L, M (except M701, M72 and M75) and N of the CNAE, as specified in the Implementing Regulation (EU) 2020/1197.

**Type of survey:** quarterly continuous survey.

**Base year:** 2021.

**Reference period of the weightings:** the year preceding the current year.

**Population scope:** services companies.

**Sample size:** around 1,400 companies and 151 products.

**Number of observations:** approximately 8,400 quarterly prices.

**General calculation method:** Laspeyres' Chain Index.


**Collection method:** internet (IRIA system), e-mail, fax, telephone or postal mail.

For more information, you can access the [methodology](#) and the [standardised methodological report](#).

INE statistics are produced in accordance with the Code of Good Practice for European Statistics. More information on [Quality at INE](#) and the [Code of Best Practices](#).

---

For further information see [INE base](#)

Official INE account on  [@es\\_ine](#)

---

All press releases at: [www.ine.es/en/prensa/prensa\\_en.htm](http://www.ine.es/en/prensa/prensa_en.htm)

 Press office: (+34) 91 583 93 63 / 94 08 – [gprensa@ine.es](mailto:gprensa@ine.es)

 Information area: (+34) 91 583 91 00 – [www.ine.es/infoine/?L=1](http://www.ine.es/infoine/?L=1)