

Industrial Production Index (IPI) December 2024. Provisional data

Main Results

- The annual rate of the Industrial Production Index stood at 2.1% in the seasonally and calendar adjusted series and at 4.7% in the original series.
- The monthly variation in the Industrial Production Index was 0.9% if seasonal and calendar effects are eliminated.
- In the course of the year, industrial production increased by 0.7%.

More information

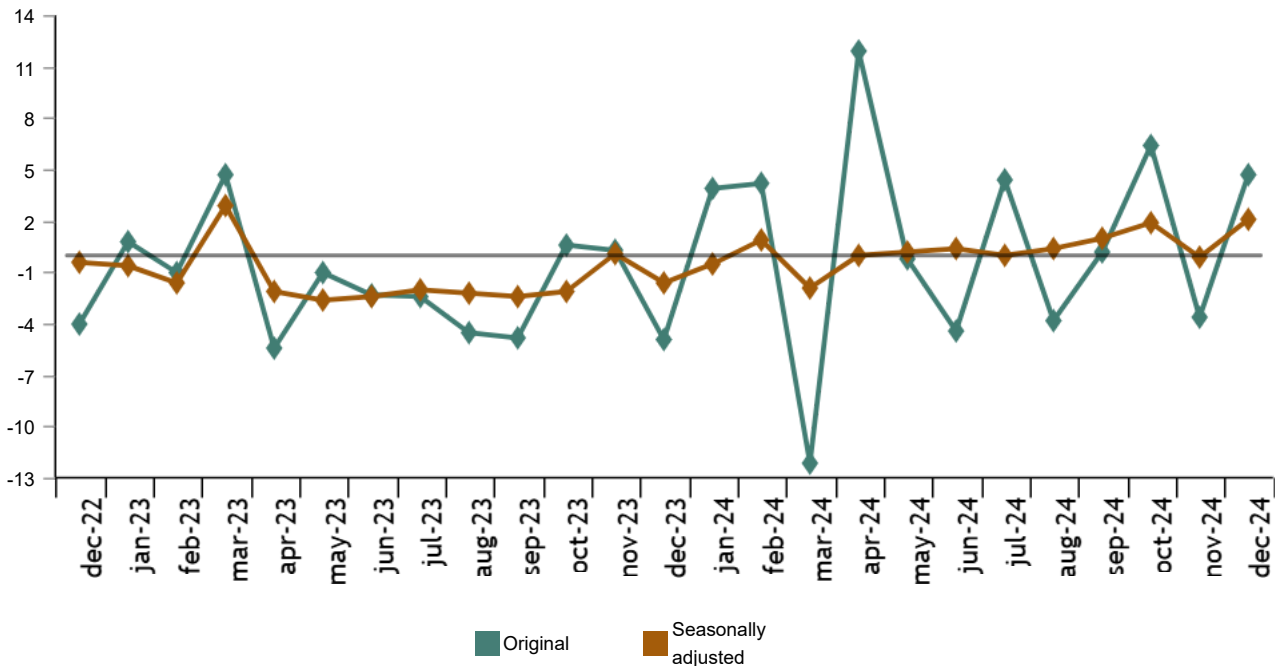
- [Annex of tables](#) (includes information on AC and original and sector-adjusted series)
- [Detailed results](#)

The Industrial Production Index, adjusted for seasonal and calendar effects, recorded a variation rate of 2.1% in December, as compared to the same month of the previous year. This rate was 2.2 points higher than that registered in November.

The original IPI series experienced an annual variation of 4.7%. This rate was 8.3 points higher than that of November.

General Industrial Production Index

Annual rate. Percentage



By sectors, and in indexes adjusted for seasonal and calendar effects, *Non-durable consumer goods* (3.9%) presented the highest annual rate. In contrast, *Durable consumer goods* (-1.9%) recorded the lowest rate.

Annual rates of the industrial production index: General and by economic use of the goods.
December 2024

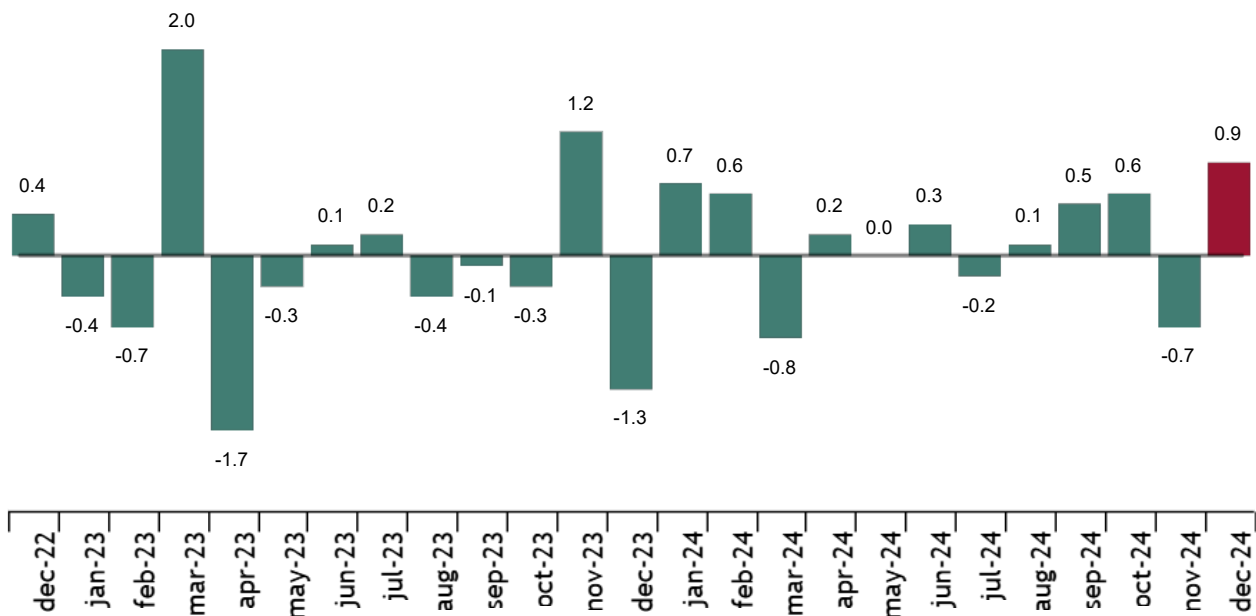
	Original index	Seasonally adjusted index
	Annual rate (%)	Annual rate (%)
General Index	4.7	2.1
Total	5.5	3.2
Consumer goods		
Durable consumer goods	0.8	-1.9
Non-durable consumer goods	6.0	3.9
Capital goods	3.6	0.8
Intermediate goods	6.7	2.6
Energy	2.3	0.5

Monthly evolution of industrial production

The monthly variation of the Industrial Production Index (IPI) between the months of December and November, eliminating seasonal and calendar effects, was 0.9%. This rate was 1.6 points higher than that registered in November.

General Industrial Production Index

Adjusted for seasonal and calendar effects. Monthly rate. Percentage



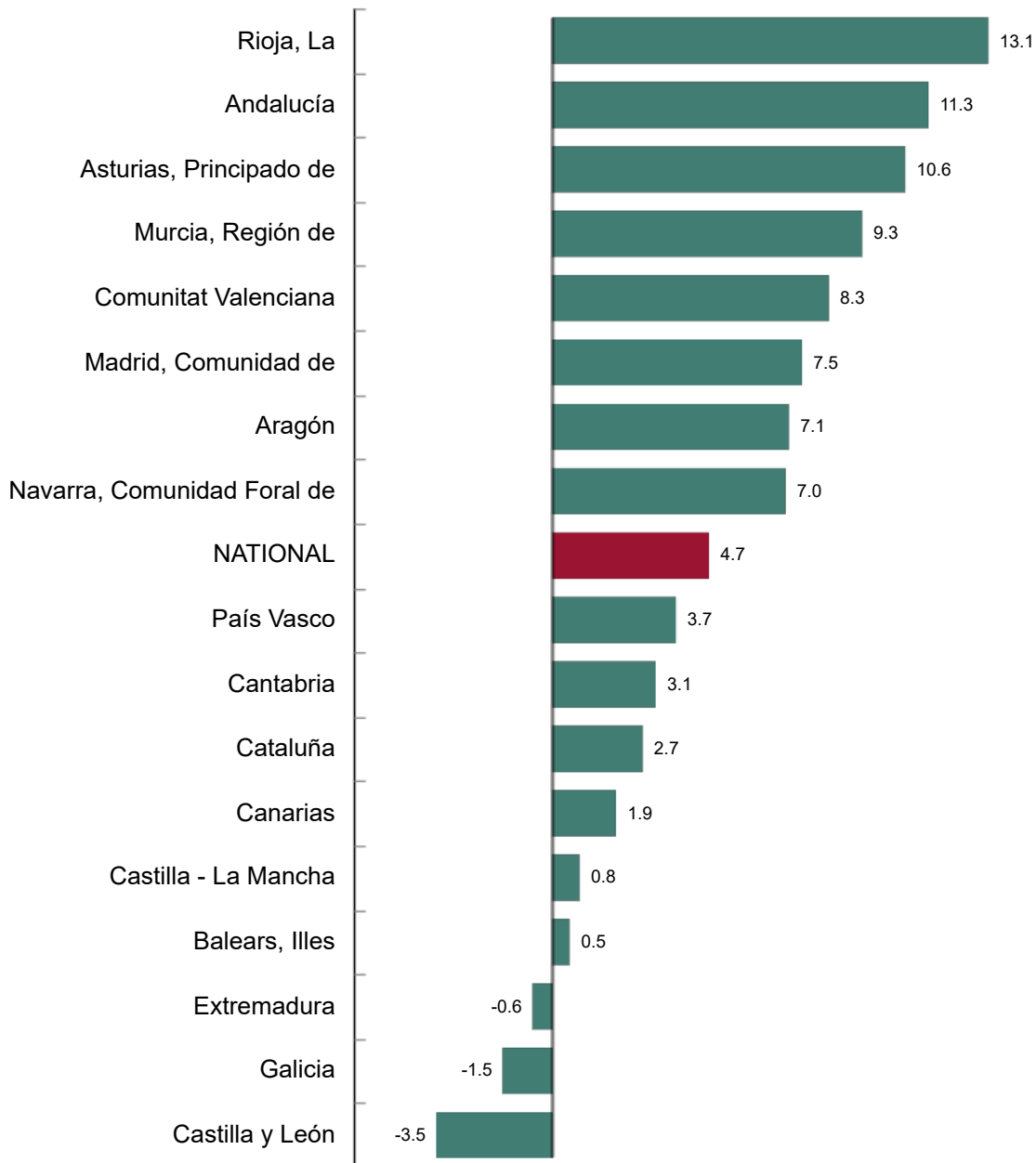
By sector, *Energy* (1.7%) had the most positive monthly rate. Meanwhile, *Durable consumer goods* (-2.4%) was the only negative rate.

Results by Autonomous Communities. Annual variation rates of industrial production. Original series

The annual rate of industrial production increased as compared to December 2023 in 14 Autonomous Communities and decreased in the other three.

General index: national and by Autonomous Communities. December 2024

Annual rate. Percentage



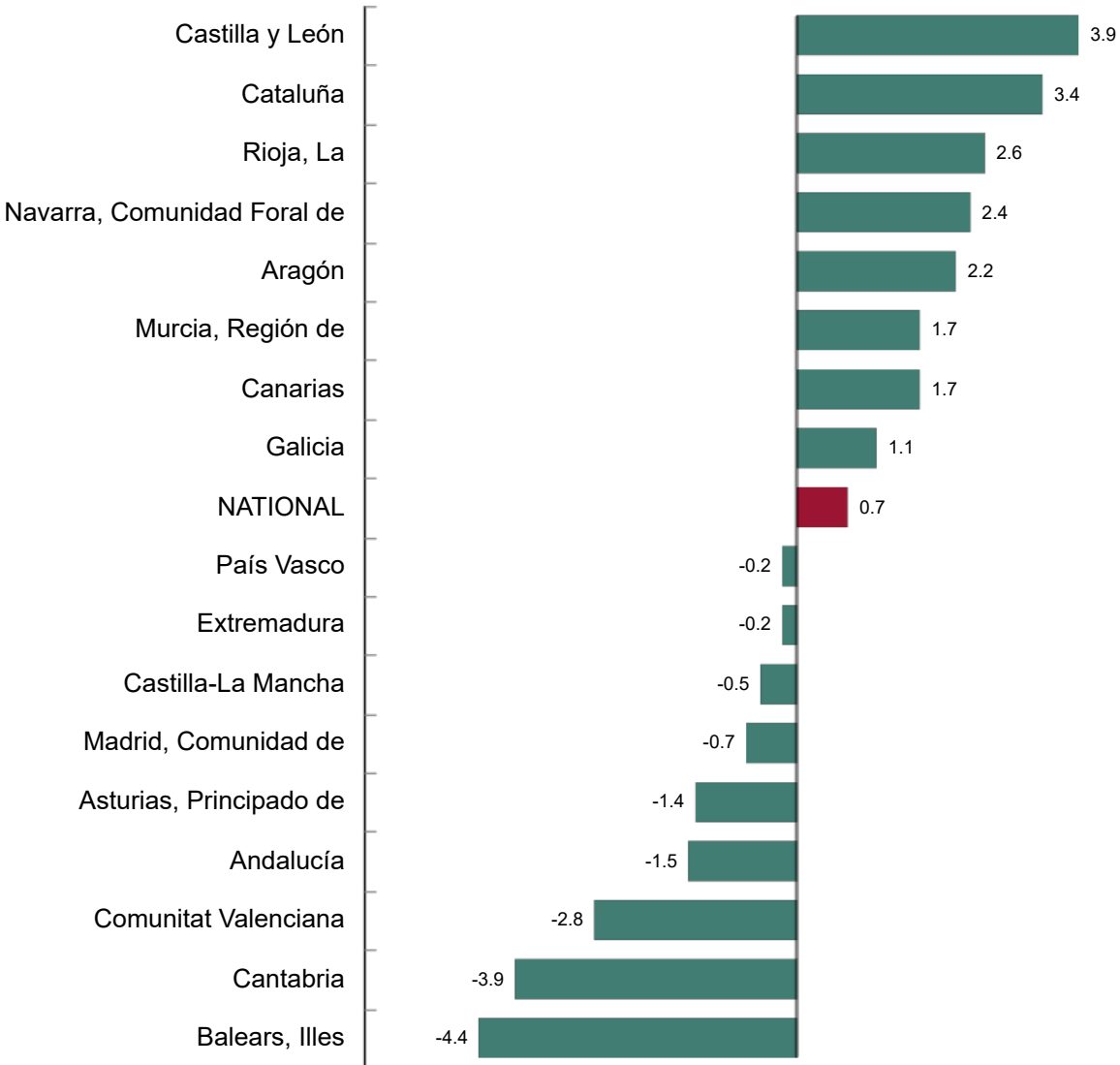
Current press release at: <https://www.ine.es/dyngs/Prensa/en/IP11224.htm>

Evolution of the annual average of industrial production in 2024. Original series.

The annual average of the Industrial Production Index (IPI) in 2024 for the entire country increased by 0.7% compared to the previous year.

General index: national and by Autonomous Communities. Annual average 2024

Variation rate. Percentage



Current press release at: <https://www.ine.es/dyngs/Prensa/en/IP11224.htm>

Data revisions and updates

INE has today updated the IPI data for the last two months. In the case of the series adjusted, the series have been reviewed from the beginning, following the INE standard. All the results of this operation are available at [INEbase](#).

Methodological note

The Industrial Production Index (IPI) is a short-term indicator that measures the monthly evolution of the productive activity of the industrial branches, excluding construction, contained in the National Classification of Economic Activities 2009 (CNAE-2009). It therefore investigates the activities included in sections B, C, D and division 36: Water collection, treatment and supply, from section E of the CNAE-2009.

The IPI measures the joint evolution of quantity and quality, eliminating the influence of prices.

Type of survey: monthly continuous survey.

Base year: 2021.

Population scope: industrial establishments whose main activity is included in sections B, C, D and division 36 of the CNAE-2009.

Geographical scope: the entire national territory.

Sample size: 11,500 industrial establishments and more than 1,100 products.

Collection method: internet (IRIA system), e-mail, fax, telephone or postal mail.

More information is available in the [methodology](#) and in the [standardised methodological report](#).

INE statistics are produced in accordance with the Code of Good Practice for European Statistics. More information in [Quality at INE](#) and the [Code of Best Practices](#).

For further information see [INEbase](#)

Official INE account on  [@es_ine](#)

All press releases at: www.ine.es/en/prensa/prensa_en.htm

 Press office: (+34) 91 583 93 63 / 94 08 – gprensa@ine.es

 Information area: (+34) 91 583 91 00 – www.ine.es/infoine/?L=1