

14 May 2024

Consumer Price Index (CPI) Harmonised Index of Consumer Prices (HICP)

April 2024

Main results

- The annual variation rate of the April CPI stood at 3.3%, one tenth above that registered in March.
- The annual rate of core inflation decreased four tenths, reaching 2.9%.
- The monthly variation of the general rate was 0.7%.
- The annual rate of the Harmonised Index of Consumer Prices (HICP) stood at 3.4%, one tenth higher than in the previous month.

More information

- [Annex of tables](#) (includes information from the Autonomous Communities)
- [Detailed results of IPC and IPCA](#)
- [Videos: What is the Shopping Basket / The IPC](#)
- [How much the IPC varied since...](#)

The annual rate of the overall Consumer Price Index (CPI) in April was 3.3%. This rate was one tenth higher than in the previous month.

The groups that stood out most in terms of their influence on the increase in the annual rate were:

- **Housing**, whose annual rate increased 2.5 points to stand at 4.0%. This behaviour was due to the increase in the price of *gas*, compared to the decrease in April last year. Also, although to a lesser extent, to the prices of electricity, which decreased less than in April 2023.
- **Food and non-alcoholic beverages**, which stood at 4.7%, four tenths above the rate of the previous month. This increase was mostly due to higher prices of *fruits* and *legumes and vegetables*, compared to the decrease on the same month of 2023.

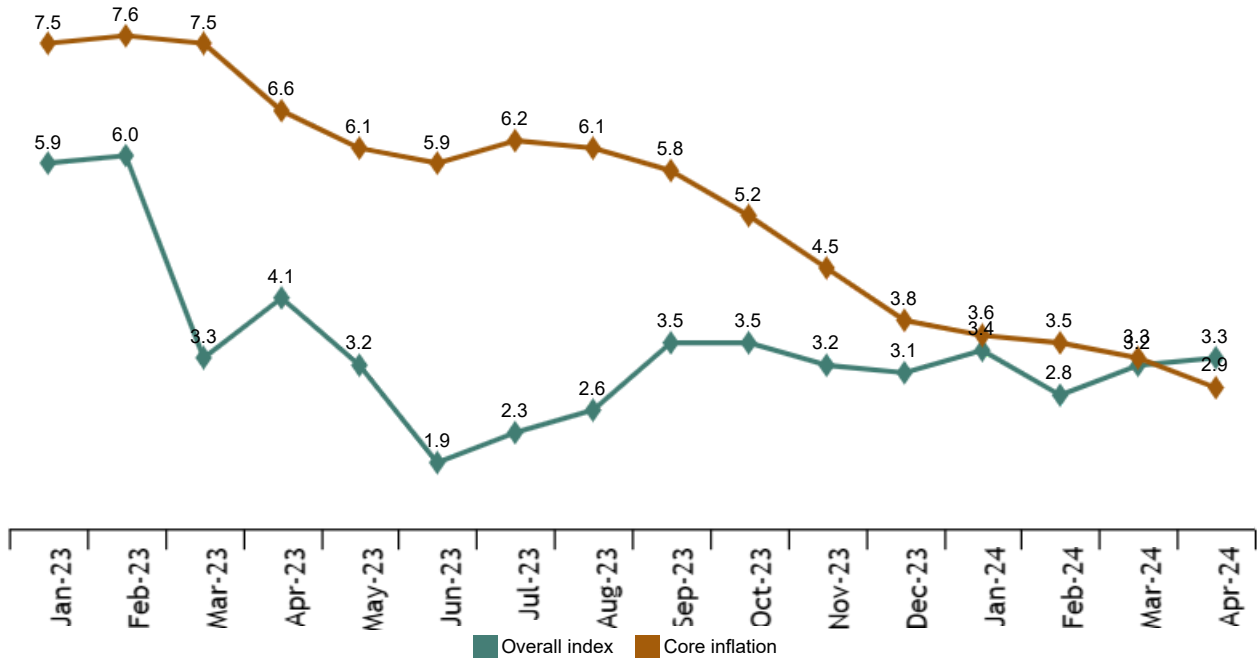
Notable among the groups with a negative contribution were:

- **Leisure and culture**, with an annual rate of 2.2%, 1.6 points below that of the previous month. This descent was mainly due to the decrease in *package tour* prices, which were higher in April 2023.
- **Hotel, cafés and restaurants**, which annual rate decreased seven tenths, until 4.8%. This decrease was mostly due to the prices of *accommodation*, which increased less than in the same month of 2023.

The annual variation rate of core inflation (general index excluding unprocessed food and energy products) decreased four tenths, to 2.9%. This is the lowest rate recorded since January 2022.

Annual CPI Rate

Overall and core index. Percentage



Monthly evolution of consumer prices

In April, the monthly variation rate of the overall CPI was 0.7%.

The groups with the greatest positive monthly impact to the CPI monthly rate were:

- **Clothing and footwear**, with a monthly variation rate of 7.1%, included the behaviour of the prices of the new spring-summer season. The impact of this group to the overall CPI was 0.249.
- **Hotels, cafés and restaurants**, which presented a variation rate of 0.8%, due to the increase in the prices of accommodation. The impact of this group to the overall CPI was 0.118.
- **Food and non-alcoholic beverages**, with a monthly variation rate of 0.7%, due to the increase in prices of almost all its components. *Fruits, legumes and vegetables, meat and fish and seafood* stood out the most. The impact of this group on the overall CPI was 0.130.

On the other hand, the only group with a negative monthly contribution was:

- **Leisure and culture**, which presented a rate of -0.4% and a contribution of -0.038, due to the decrease in the prices of package holidays.

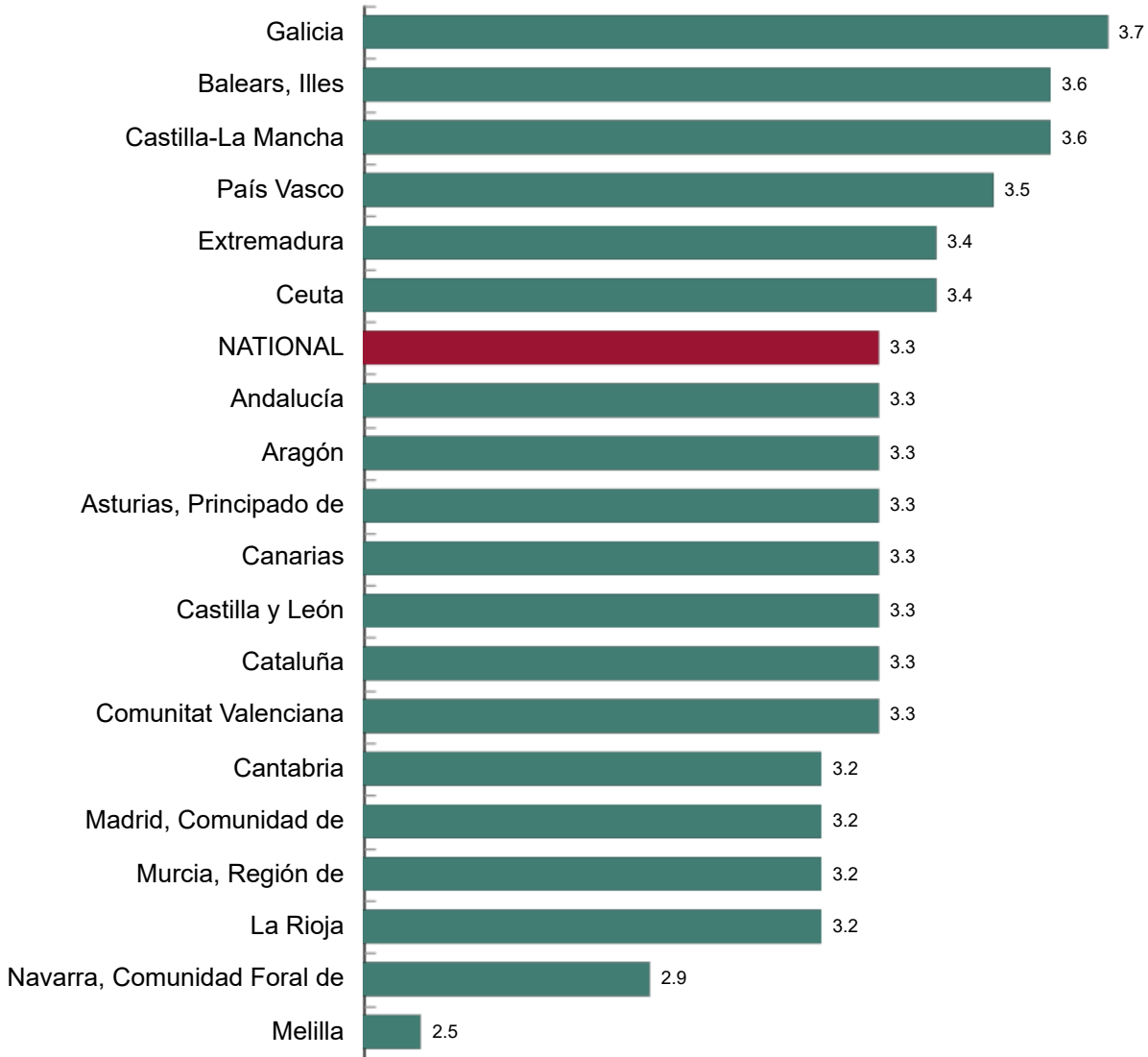
Current press release at: <https://www.ine.es/dyngs/Prensa/en/IPC0424.htm>

Results by autonomous communities

The CPI recorded positive annual rates in all autonomous communities in April. Galicia had the highest (3.7%) and Comunidad Floral de Navarra the lowest (2.9%).

Annual CPI rates by Autonomous Community. April 2024

Percentage



Current press release at: <https://www.ine.es/dyngs/Prensa/en/IPC0424.htm>

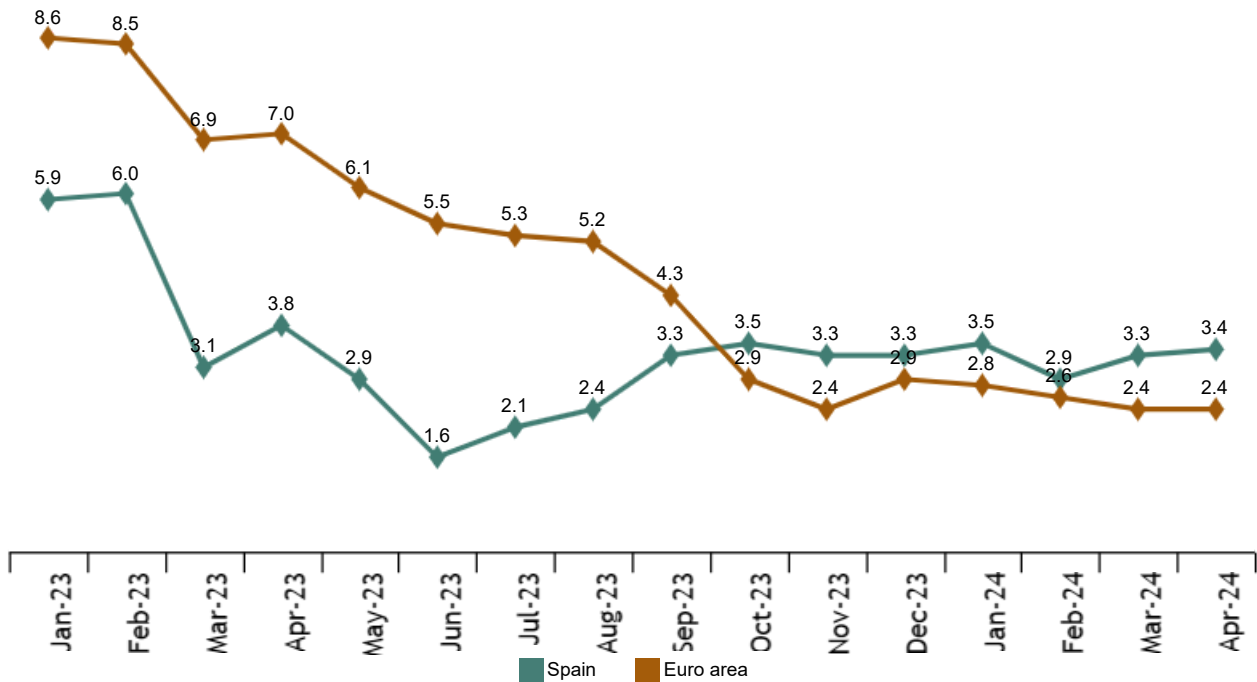
Harmonised Index of Consumer Prices (HICP)

En el mes de abril la tasa de variación anual del IPCA se situó en el 3,4%, una décima más que la registrada el mes anterior.

La variación mensual del IPCA fue del 0,6%.

Annual HICP rate

General index. Percentage (the latest Monetary Union figure is progress)



Reviews and data updates

The data published today is final and is not subject to further revision. All the results are available on [INEBase](#).

Current press release at: <https://www.ine.es/dyngs/Prensa/en/IPC0424.htm>

Methodological note

The Consumer Price Index (CPI) is a short-term indicator that measures the evolution of the prices of consumer goods and services acquired by households resident in Spain.

On the other hand, the Harmonized Index of Consumer Prices (HICP) is an indicator whose objective is to provide a common inflation measure that allows international comparisons.

Type of survey: continuous monthly survey.

Base period: 2021 (CPI) and 2015 (HICP).

Reference period for the weightings: year prior to the present year.

Sample of municipalities: 177.

Number of products: 462 (CPI) and 461 (HICP), for traditional collection, and 493 for scanner data.

Number of observations: approximately 210,000 monthly prices.

Functional classification: ECOICOP.


General calculation method: Laspeyres' Chain Index.

Collection method: interviewing agents in establishments, scanner data and centralised collection for special items.

For more information you can access the [methodology](#) and the standardised methodological report at (IPC and IPCA).

INE statistics are produced in accordance with the Code of Good Practice for European Statistics. More information on [Quality at INE](#) and [Code of Best Practices](#).

For further information see [INE base](#)

Official INE account on  [@es_ine](#)

All press releases at: www.ine.es/en/prensa/prensa_en.htm

 Press office: (+34) 91 583 93 63 / 94 08 – gprensa@ine.es

 Information area: (+34) 91 583 91 00 – www.ine.es/infoine/?L=1