

## Retail Trade Indices (RTI) May 2024. Provisional data

### Main results

- The annual rate of the General Retail Trade Index at constant prices stood at 0.2% in the seasonal and calendar adjusted series.
- The monthly variation in retail sales at constant prices was -0.6% after seasonal and calendar adjustment.
- Employment in retail trade increased by 1.7% in annual rate.

### More information

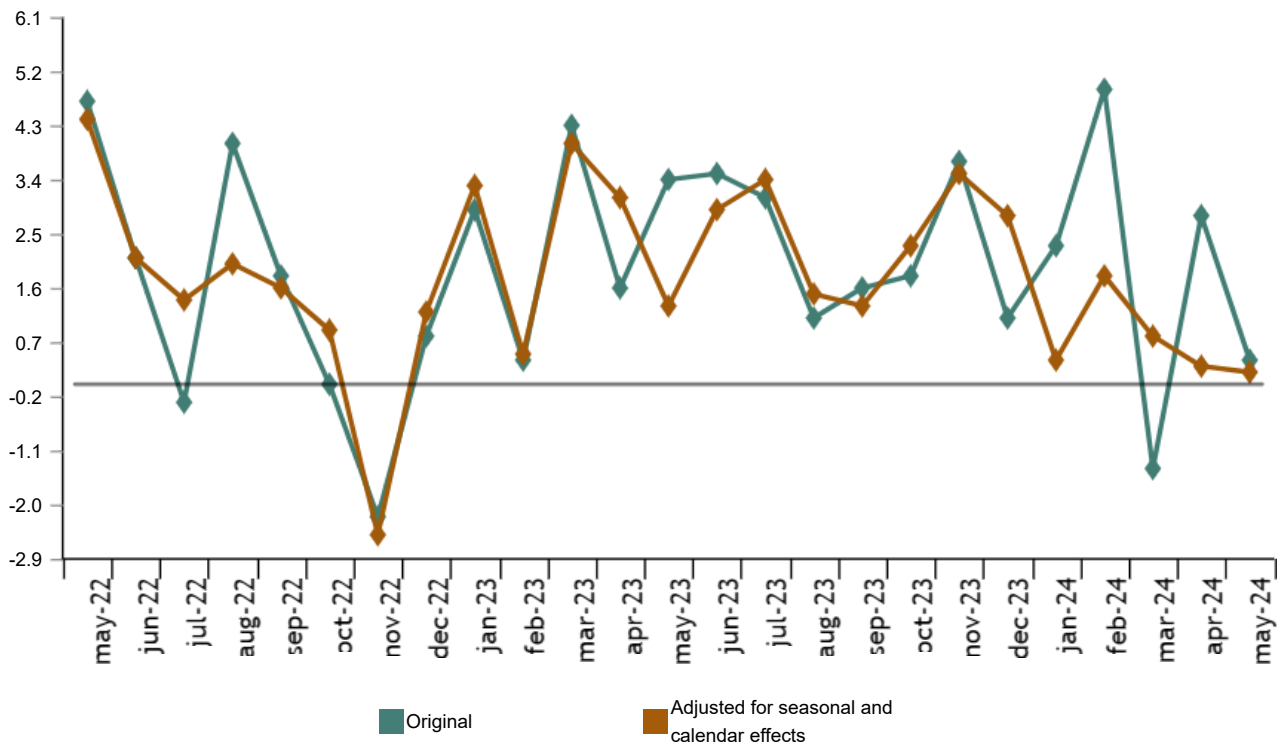
- [Tables annex](#) (includes information on CCAA and original and adjusted series by sectors)
- [Detailed results](#) (monthly and annual data)

In May, the General Retail Trade Index at constant prices, once adjusted for seasonal and calendar effects, registered a variation of 0.2% as compared with the same month of the previous year. This rate was one tenth lower than the one registered in April.

The original RTI series at constant prices registered an annual variation of 0.4%, this rate was 2.4 points below the rate of the previous month.

### Retail Trade General Index at constant prices

Annual rates. Percentage

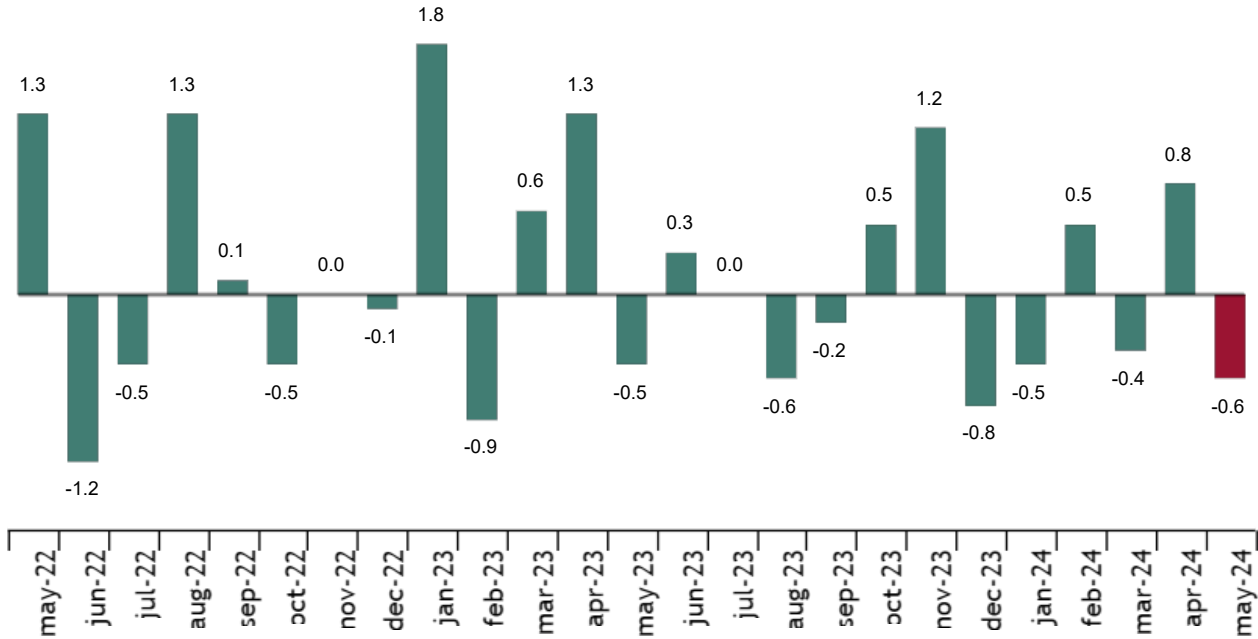


**Monthly trend of sales in retail trade**

The monthly variation of the RTI between the months of May and April, stood at -0.6%. This rate was 1.4 points lower than the previous month.

**General Retail Trade Index at constant prices**

Seasonally and calendar adjusted. Monthly rate. Percentage

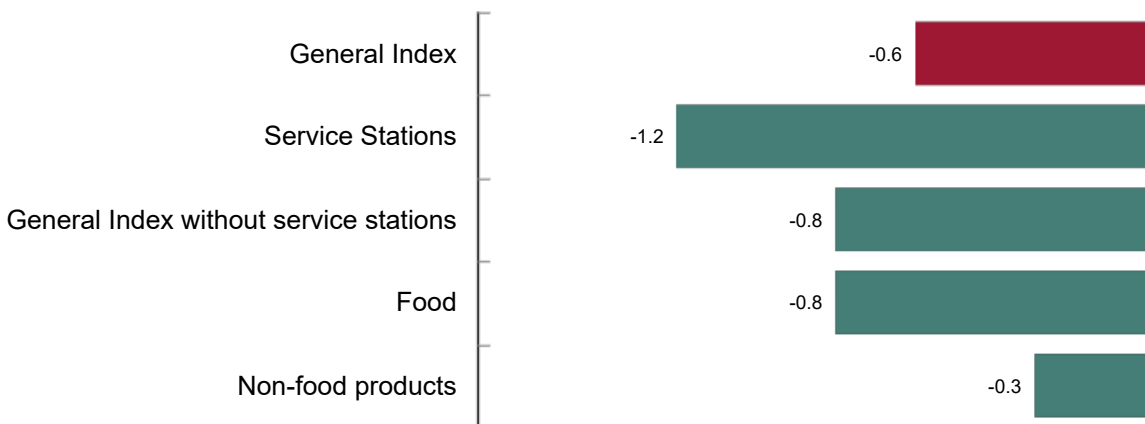


All distribution classes showed negative monthly rates. *E-commerce* registered the greatest decrease (-1.9%).

The general index, excluding service stations, recorded a monthly rate of -0.8%. By products, *Food* decreased by 0.8% and *Non-food products* by 0.3%.

**Sales indices at constant prices. General and by type of product. May 2024**

Seasonally and calendar adjusted. Monthly rate. Percentage



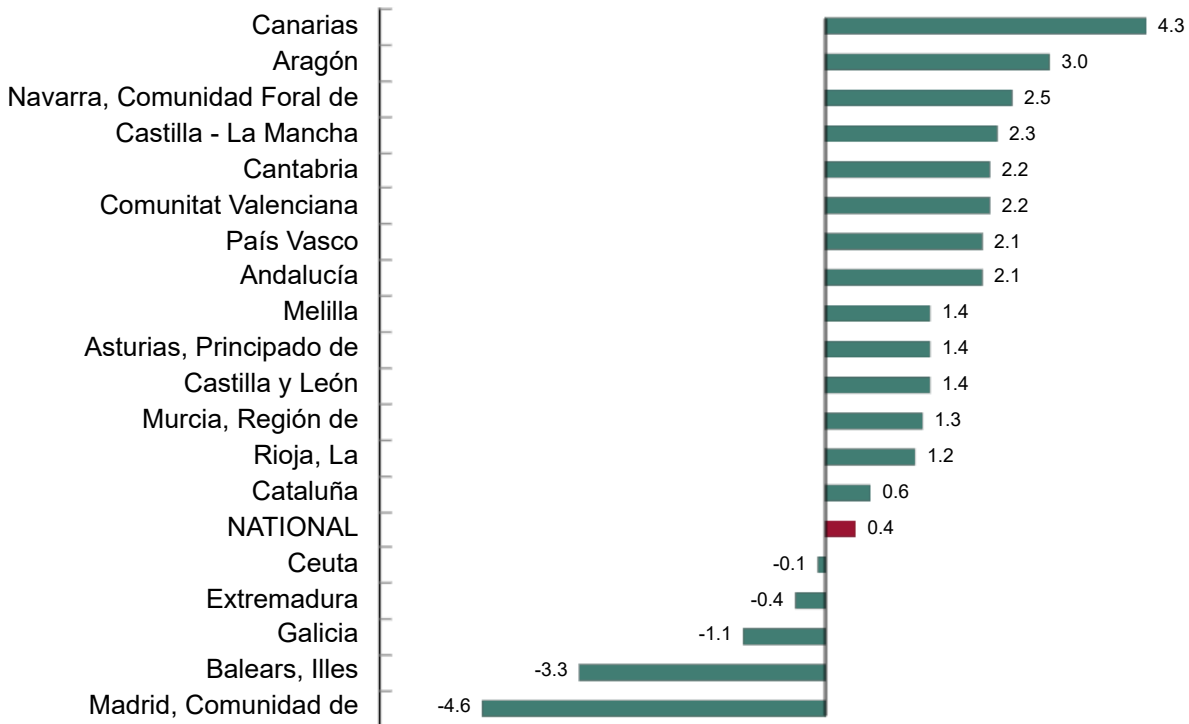
Current press release at: <https://www.ine.es/dyngs/Prensa/en/ICM0524.htm>

### Results by Autonomous Community

Retail sales at constant prices increased in the annual rate in 13 Autonomous Communities in May and decreased in four.

#### General indices at constant prices: national and by Autonomous City and Community. May 2024

Annual sales rate. Percentage



Current press release at: <https://www.ine.es/dyngs/Prensa/en/ICM0524.htm>

### Employment trend

In May, the employment index in the retail trade sector registered a variation of 1.7% as compared to the same month of 2023. This rate was one tenth below that recorded in April.

#### Employment indices: General and by distribution type. May 2024

	Index	Rate (%)		
		Monthly	Annual	Year-to-date average
<b>GENERAL INDEX</b>	105.2	0.8	1.7	1.9
<b>Service stations</b>	105.2	1.5	1.9	1.5
<b>General Index without service stations</b>	105.2	0.8	1.7	2.0
- Single retail stores	105.1	0.0	2.2	2.3
- Small chain stores	106.0	2.3	0.6	1.2
- Large chain stores	106.4	0.9	2.0	2.5
- Department stores	102.4	1.5	0.2	0.4

## Revisions and update of data

On the press release day, INE has updated RTI data series corresponding to the last three months. In the case of calendar adjusted and seasonally and calendar adjusted series, according to INE standard, series are revised since its beginning. Results are available on [INEbase](#).

## Methodological note

The main objective of the **Retail Trade Indices (RTI)** is to ascertain the fundamental characteristics of the companies engaged in retail trade in Spain, which make it possible to measure, in the short term, the trend of activity in the sector.

**Survey type:** continuous monthly survey.

**Base year:** 2021.

**Population scope:** companies whose main activity is included within division 47 of the CNAE-2009 Retail trade, except of motor vehicles and motorcycles.

**Geographical scope:** the whole country.

**Sample size:** Approximately 12,000 companies.


**Type of sampling:** stratified random sampling.

**Collection method:** fill in a questionnaire by the respondent using one of the following methods: internet (IRIA system), e-mail, fax, telephone or by post.

Further information is available in the [methodology](#) and in the [standardised methodological report](#).

INE statistics are produced in accordance with the Code of Good Practice for European Statistics. More information in [Quality at INE](#) and the [Code of Best Practices](#).

For further information see [INEbase](#)

Official INE account on  [@es\\_ine](#)

All press releases at: [www.ine.es/en/prensa/prensa\\_en.htm](http://www.ine.es/en/prensa/prensa_en.htm)

 Press office: (+34) 91 583 93 63 / 94 08 – [gprensa@ine.es](mailto:gprensa@ine.es)

 Information area: (+34) 91 583 91 00 – [www.ine.es/infoine/?L=1](http://www.ine.es/infoine/?L=1)