

Non-hotel Tourist Accommodation Occupancy Survey July 2024. Provisional data

Main results

- Overnight stays in non-hotel tourist accommodation increased by 1.7% in July compared to the same month in 2023.
- Overnight stays in campsites increased by 6.7%. Those in accommodation decreased by 1.3%, in rural tourism by 2.1% and in hostels by 5.6%.

More information

- [Tables annex](#) (includes information on Autonomous Communities, provinces, tourist areas and sites)
- [Detailed results of apartments, campsites, rural tourism and hostels](#)
- [Main indicators by accommodation type / Infographic: tourism indicators](#)
- [Price indices of apartments, campsites and rural tourism](#)

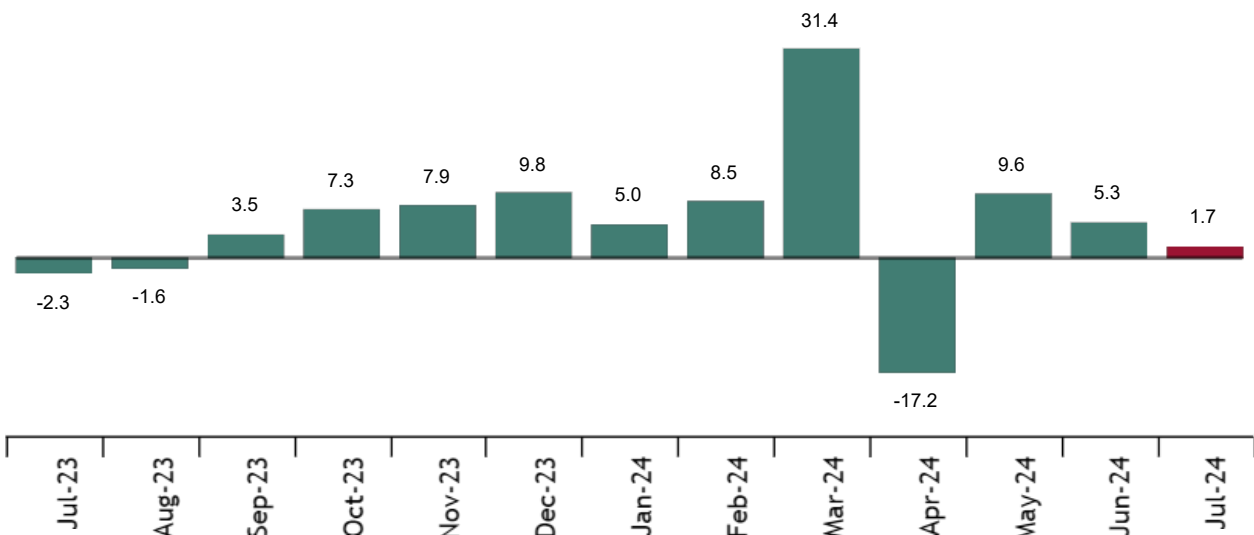
Overnight stays in non-hotel tourist accommodation (apartments, campsites, rural tourism accommodation and hostels) exceeded 21.7 million in July, with an increase of 1.7% compared to the same month last year.

Overnight stays of residents decreased by 0.1%, while those of non-residents increased by 3.7%.

The average stay was 4.6 overnight stays per traveller.

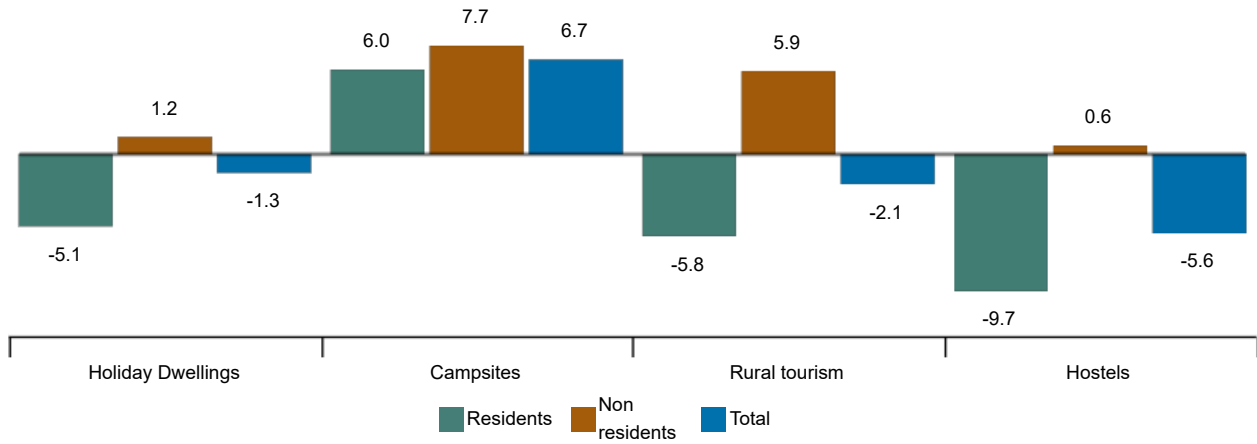
Annual variation rate of overnight stays in tourist extra-hotel tourist accommodation

Percentage



Annual variation rates of overnight stays in tourist extra-hotel tourist accommodation

Percentage



Apartments

Overnight stays in tourist flats decreased by 1.3% in July. Those of residents decreased by 5.1%, while those of non-residents increased by 1.2%.

The average stay decreased by 1.1% to 5.3 overnight stays per traveller.

In July, 49.5% of the places offered were occupied, 4.4% more than in the same month of 2023. The occupancy rate by bedplaces at the weekend was 53.2%, 6.2% more.

Non-resident travellers accounted for 61.3% of overnight stays. The United Kingdom was the main market of origin, with 30.9% of the total.

Canarias was the preferred destination for apartments, with more than 2.2 million overnight stays and an increase of 2.1% compared to July 2023. Illes Balears had the highest occupancy, with 86.0% of the apartments offered.

By tourist areas, Costa Blanca was the preferred destination, with more than 1.1 million overnight stays. Mallorca had the highest occupancy rate for flats, 87.8%. The tourist sites with the greatest number of overnight stays were San Bartolomé de Tirajana, Arona and Tías.

Campsites

Overnight stays in campsites increased by 6.7% in July compared to the same month in 2023. Those of residents increased by 6.0% and those of non-residents by 7.7%.

In July, 54.1% of the plots on offer were occupied, an increase of 5.1% in annual rate. The weekend occupancy rate reached 56.9%, an increase of 4.0%. Non-resident travellers accounted for 40.6% of overnight stays. The Netherlands was the main market of origin, with 33.8% of the total.

Cataluña was the preferred destination in campsites, with more than 4.6 million overnight stays, and an increase of 9.2% in annual rate. País Vasco reached the highest occupancy rate, with 70.8% of offered plots.

By tourist area, the Costa Brava was the preferred destination, with more than 2.3 million overnight stays. Costa Blanca had the highest occupancy rate, with 75.6%. The tourist sites with most overnight stays were Torroella de Montgrí, Calonge and Tarragona.

Current press release at: <https://www.ine.es/dyngs/Prensa/en/EOAT0724.htm>

Rural tourism accommodation

Overnight stays in rural tourism accommodation decreased by 2.1% in July. Those of residents decreased by 5.8%, while those of non-residents increased by 5.9%.

31.0% of the bedplaces were occupied, 0.4% less than in July 2023. The weekend occupancy rate stood at 43.5%, an annual increase of 1.6%.

Illes Balears was the preferred destination, with more than 241 thousand overnight stays, 2.9% more than in July 2023. This region also recorded the highest occupancy rate, with 64.1%.

By tourist areas, Isla de Mallorca was the preferred destination, with over 179 thousand overnight stays. Menorca reached the highest occupancy rate, with 70.7% of the places offered.

Hostels

Overnight stays in hostels recorded an annual decrease of 5.6% in July. Those of residents decreased by 9.7%, while those of non-residents increased by 0.6%.

44.8% of the bedplaces were occupied, 4.7% less than in July 2023. Weekend occupancy rates increased by 0.6% to 46.7%.

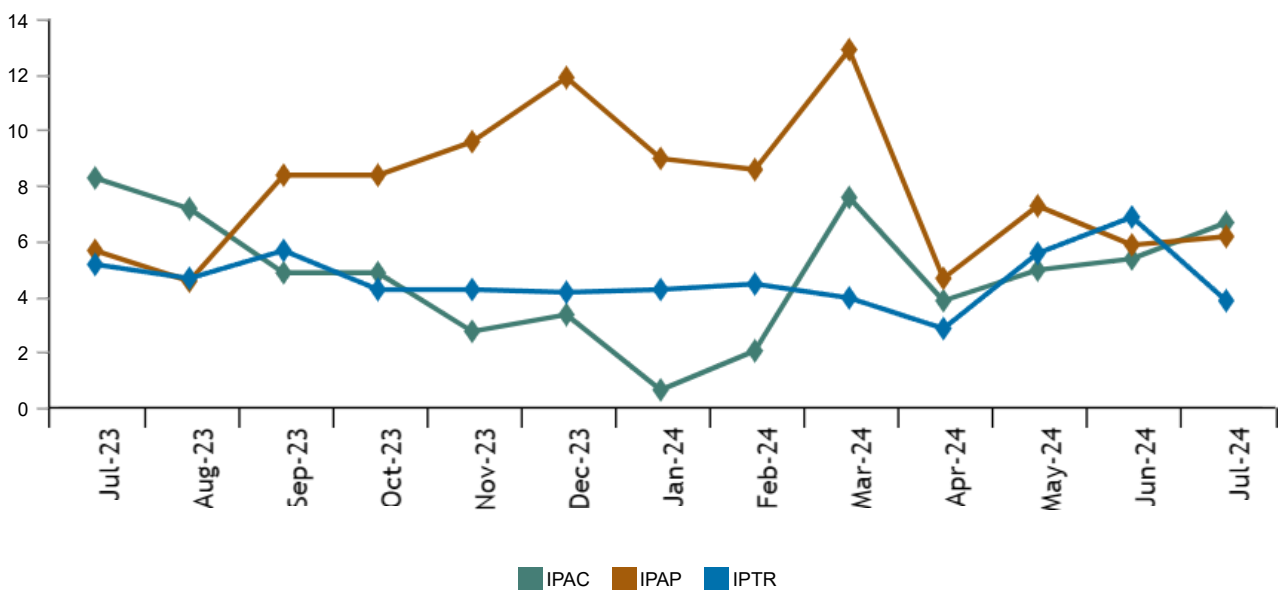
Galicia was the preferred destination, with more than 200,000 overnight stays. País Vasco reached the highest occupancy rate, with 63.5% of the places offered.

Price indices

The Tourist Apartment Price Index (APPI) increased by 6.2% in July compared to the same month in 2023. The Campsite Price Index (CPI) increased by 6.7% and the Rural Tourism Price Index (RTPI) by 3.9%.

Price index. Annual variation rates

Percentage



Current press release at: <https://www.ine.es/dyngs/Prensa/en/EOAT0724.htm>

Data revisions and updates

The data of this press release are provisional and will be reviewed when the data for the same period next year are published. All of the results of these operations are available at: [Holiday Dwelling Occupancy Survey](#), [Campsite Occupancy Survey](#), [Rural Tourism Accommodation Occupancy Survey](#), [Hostels Occupancy Survey](#), [Holiday Dwelling Price Index](#), [Campsite Price Index](#) and [Rural Tourism Accommodation Price Index](#).

Methodological note

The **Holiday Dwelling Occupancy Survey** makes it possible to ascertain a series of variables of this type of accommodation within the tourist sector, from the point of view of both supply and demand.

The **Holiday Dwelling Price Index** measures the monthly evolution of the prices offered by these establishments to their clients.

More information on the [methodology](#) and the [standardised methodological report](#).

The **Campsite Occupancy Survey** makes it possible to ascertain a series of variables of this type of accommodation within the tourist sector, from the point of view of both supply and demand.

The **Campsite Price Index** measures the monthly evolution of the prices offered by these establishments to their clients.

More information on the [methodology](#) and the [standardised methodological report](#).

The **Rural Tourism Accommodation Occupancy Survey** makes it possible to ascertain a series of variables of this type of accommodation within the tourist sector, from the point of view of both supply and demand.

The **Rural Tourism Accommodation Price Index** measures the monthly evolution of the prices offered by these establishments to their clients.

More information on the [methodology](#) and the [standardised methodological report](#).

The **Hostels Occupancy Survey** makes it possible to ascertain a series of variables of this type of accommodation within the tourist sector, from the point of view of both supply and demand.

More information on the [methodology](#) and the [standardised methodological report](#).

INE statistics are produced in accordance with the Code of Good Practice for European Statistics. More information on [Quality at INE](#) and [Code of Best Practices](#).

For further information see [INE base](#)

Official INE account on [X](#) @es_ine

All press releases at: www.ine.es/en/prensa/prensa_en.htm

 Press office: (+34) 91 583 93 63 / 94 08 – gprensa@ine.es

 Information area: (+34) 91 583 91 00 – www.ine.es/infoine/?L=1