

## Non-hotel Tourist Accommodation Occupancy Survey June 2024. Provisional data

### Main results

- Overnight stays in non-hotel tourist accommodation increased by 5.3% in June compared to the same month in 2023.
- Overnight stays in tourist accommodation increased by 6.1%, those in campsites by 5.3% and those in rural tourism by 5.6%. Overnight stays in hostels decreased by 0.3%.

### More information

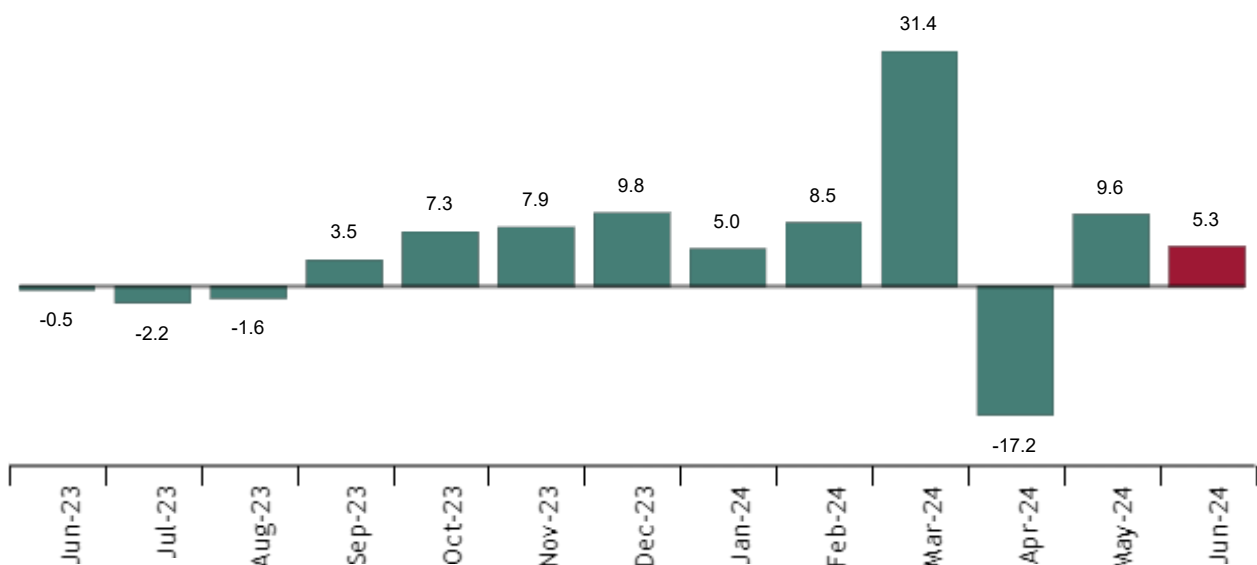
- [Tables annex](#) (includes information on Autonomous Communities, provinces, tourist areas and sites).
- Detailed results of [apartments](#), [campsites](#), [rural tourism](#) and [hostels](#).
- [Main indicators by accommodation type / Infographic: tourism indicators](#).
- Price indices of [apartments](#), [campsites](#) and [rural tourism](#).

Overnight stays in non-hotel tourist accommodation (apartments, campsites, rural tourism accommodation and hostels) exceeded 14.1 million in June, with an increase of 5.3% compared to the same month last year.

Overnight stays by residents increased by 4.5% and those by non-residents by 6.0%.

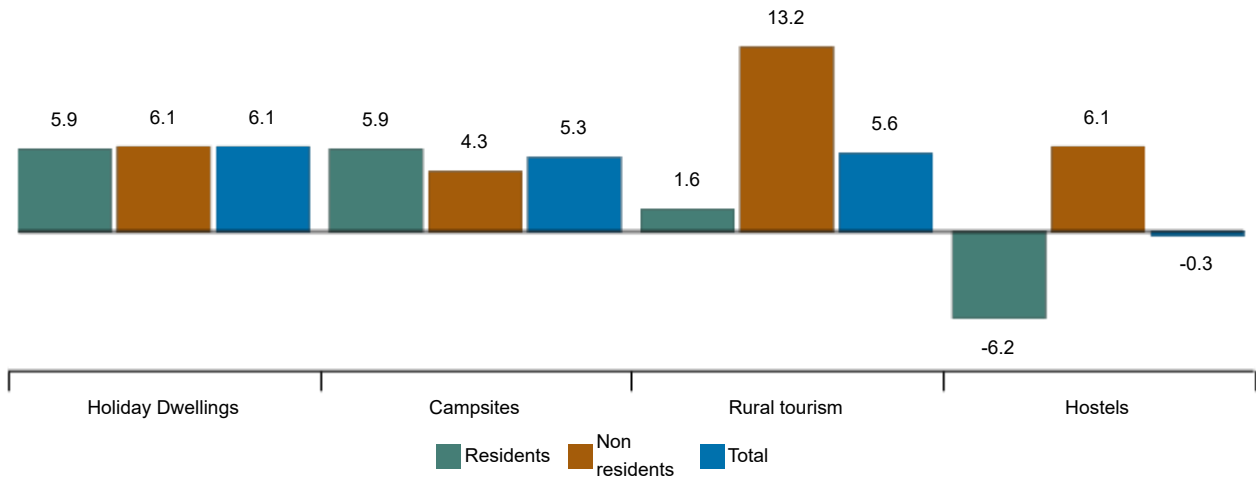
The average stay was 3.8 overnight stays per traveller.

**Annual variation rate of overnight stays in extra-hotel tourist accommodation. June 2024**  
Percentage



Annual variation rate of overnight stays in extra-hotel tourist accommodation. June 2024

Percentage



Apartments

Overnight stays in tourist flats increased by 6.1% in June. Resident registrations increased by 5.9% and non-resident registrations by 6.1%.

The average stay decreased by 3.5% to 4.7 overnight stays per traveller.

In June, 39.4% of the places offered were occupied, 9.8% more than in the same month of 2023. The occupancy rate by bedplaces at the weekend was 43.6%, 10.9% more.

Non-resident travellers accounted for 66.5% of overnight stays. The United Kingdom was the main market of origin, with 37.2% of the total.

Canarias was the preferred destination for apartments, with more than 1.7 million overnight stays and an increase of 5.6% compared to June 2023. Comunidad de Madrid had the highest occupancy, with 82.8% of the flats on offer.

By tourist areas, Costa Blanca was the preferred destination, with more than 764,000 overnight stays. Isla de Menorca presented the highest occupancy rate for flats, 85.5%. The tourist sites with the highest number of overnight stays were Arona, Tías and San Bartolomé de Tirajana.

Campsites

Overnight stays in campsites increased by 5.3% in June compared to the same month in 2023. Those of residents grew by 5.9% and those of non-residents by 4.3%.

In June, 42.0% of the plots on offer were occupied, an increase of 4.4% in annual rate. The weekend occupancy rate reached 46.2%, an increase of 4.4%. Non-resident travellers accounted for 36.8% of overnight stays. The Netherlands was the main market of origin, with 25.0% of the total.

Cataluña was the preferred destination for campsites, with more than 2.6 million overnight stays, and an increase of 8.0% in the annual rate. La Rioja achieved the highest occupancy rate, with 61.1% of the pitches offered.

By tourist area, the Costa Brava was the preferred destination, with more than 1.2 million overnight stays. Costa Blanca registered the highest occupancy rate, with 71.6%. The tourist sites with the most overnight stays were Torroella de Montgrí, Benidorm and Mont-Roig del Camp.

Current press release at: <https://www.ine.es/dyngs/Prensa/en/EOAT0624.htm>

**Rural tourism accommodation**

Overnight stays in rural tourism accommodation increased by 5.6% in June. Those of residents grew by 1.6% and those of non-residents by 13.2%.

21.1% of the bedplaces were occupied, 6.2% more than in June 2023. The weekend occupancy rate stood at 35.4%, with an annual increase of 2.6%.

Illes Balears was the preferred destination, with more than 225 thousand overnight stays, 12.2% more than in June 2023. This region also recorded the highest occupancy rate, with 62.1%.

By tourist areas, Isla de Mallorca was the preferred destination, with over 172 thousand overnight stays. Isla de Menorca reached the highest occupancy rate, with 68.9% of the places offered.

**Hostels**

Overnight stays in hostels recorded an annual decrease of 0.3% in June. Those of residents decreased by 6.2%, while those of non-residents increased by 6.1%.

39.0% of the bedplaces were occupied, 3.0% less than in June 2023. Weekend occupancy rates increased by 1.9% to 41.1%.

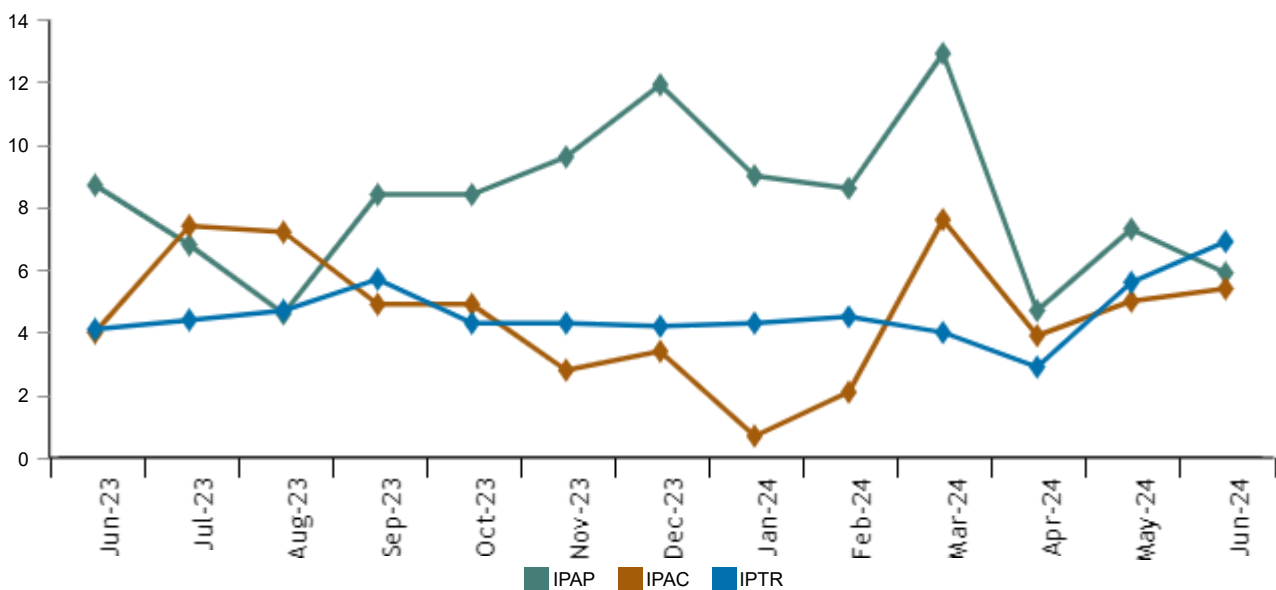
Galicia was the preferred destination, with more than 182,000 overnight stays. Canarias reached the highest occupancy rate, with 58.4% of the places offered.

**Price indices**

The Tourist Flat Price Index (APPI) increased by 5.9% in June compared to the same month in 2023. The Campsite Price Index (CPI) increased by 5.4% and the Rural Tourism Price Index (RTPI) by 6.9%.

**Price index. Annual variation rates. June 2024**

Percentage



Current press release at: <https://www.ine.es/dyngs/Prensa/en/EOAT0624.htm>

## Revisions and data updates

The data of this press release are provisional and will be reviewed when the data for the same period next year are published. All of the results of these operations are available at: [Holiday Dwelling Occupancy Survey](#), [Campsite Occupancy Survey](#), [Rural Tourism Accommodation Occupancy Survey](#), [Hostels Occupancy Survey](#), [Holiday Dwelling Price Index](#), [Campsite Price Index](#) and [Rural Tourism Accommodation Price Index](#).

## Methodological note

The **Holiday Dwelling Occupancy Survey** makes it possible to ascertain a series of variables of this type of accommodation within the tourist sector, from the point of view of both supply and demand.

The **Holiday Dwelling Price Index** measures the monthly evolution of the prices offered by these establishments to their clients.

More information on the [methodology](#) and the [standardised methodological report](#).

The **Campsite Occupancy Survey** makes it possible to ascertain a series of variables of this type of accommodation within the tourist sector, from the point of view of both supply and demand.

The **Campsite Price Index** measures the monthly evolution of the prices offered by these establishments to their clients.

More information on the [methodology](#) and the [standardised methodological report](#).

The **Rural Tourism Accommodation Occupancy Survey** makes it possible to ascertain a series of variables of this type of accommodation within the tourist sector, from the point of view of both supply and demand.

The **Rural Tourism Accommodation Price Index** measures the monthly evolution of the prices offered by these establishments to their clients.

More information on the [methodology](#) and the [standardised methodological report](#).

The **Hostels Occupancy Survey** makes it possible to ascertain a series of variables of this type of accommodation within the tourist sector, from the point of view of both supply and demand.

More information on the [methodology](#) and the [standardised methodological report](#).

INE statistics are produced in accordance with the Code of Good Practice for European Statistics. More information on [Quality at INE](#) and [Code of Best Practices](#).

For further information see [INE base](#)

Official INE account on [X](#) @es\_ine

All press releases at: [www.ine.es/en/prensa/prensa\\_en.htm](http://www.ine.es/en/prensa/prensa_en.htm)

 Press office: (+34) 91 583 93 63 / 94 08 – [gprensa@ine.es](mailto:gprensa@ine.es)

 Information area: (+34) 91 583 91 00 – [www.ine.es/infoine/?L=1](http://www.ine.es/infoine/?L=1)