

Non-hotel Tourist Accommodation Occupancy Survey May 2024. Provisional data

Main results

- Overnight stays in non-hotel tourist accommodation increased by 9.6% in May compared to the same month in 2023.
- Overnight stays in tourist accommodation increased by 4.1%, those on campsites by 16.1%, rural tourism by 16.7% and those in hostels by 13.1%.

More information

- [Tables annex](#) (includes information on Autonomous Communities, provinces, tourist areas and sites).
- Detailed results of [apartments](#), [campsites](#), [rural tourism](#) and [hostels](#).
- [Main indicators by accommodation type / Infographic: tourism indicators](#).
- Price indices of [apartments](#), [campsites](#) and [rural tourism](#).

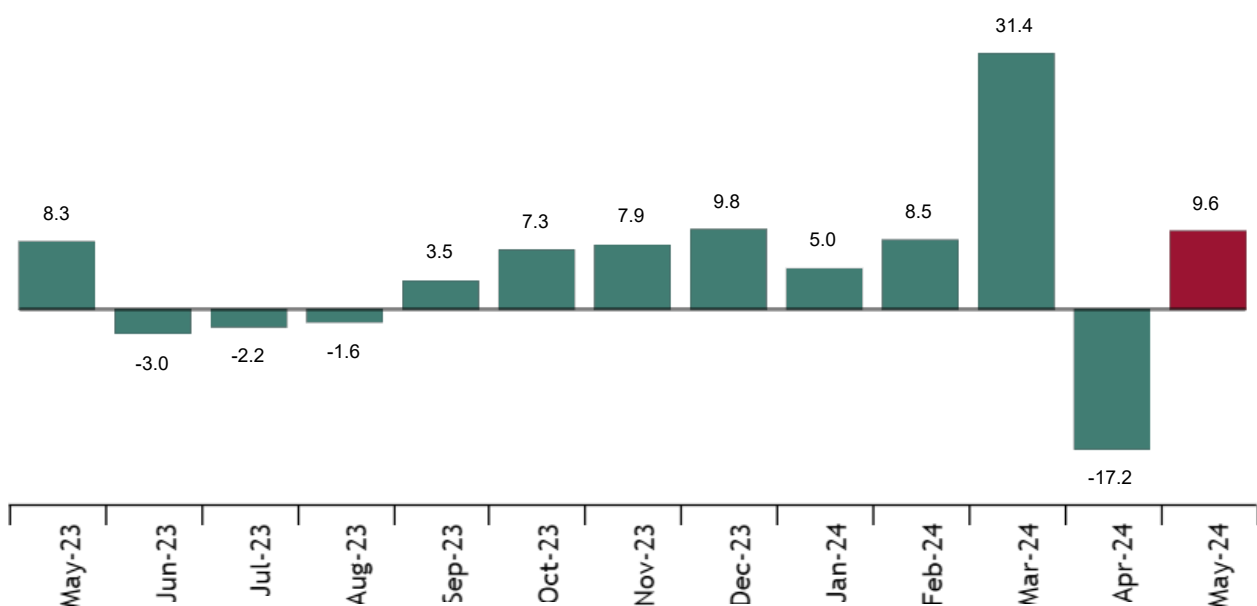
Overnight stays in non-hotel tourist accommodation (apartments, campsites, rural tourism accommodation and hostels) exceeded 11.5 million in May, with an increase of 9.6% compared to the same month last year.

Overnight stays by residents increased by 12.6% and those of non-residents by 7.9%.

The average stay was 3.4 overnight stays per traveller.

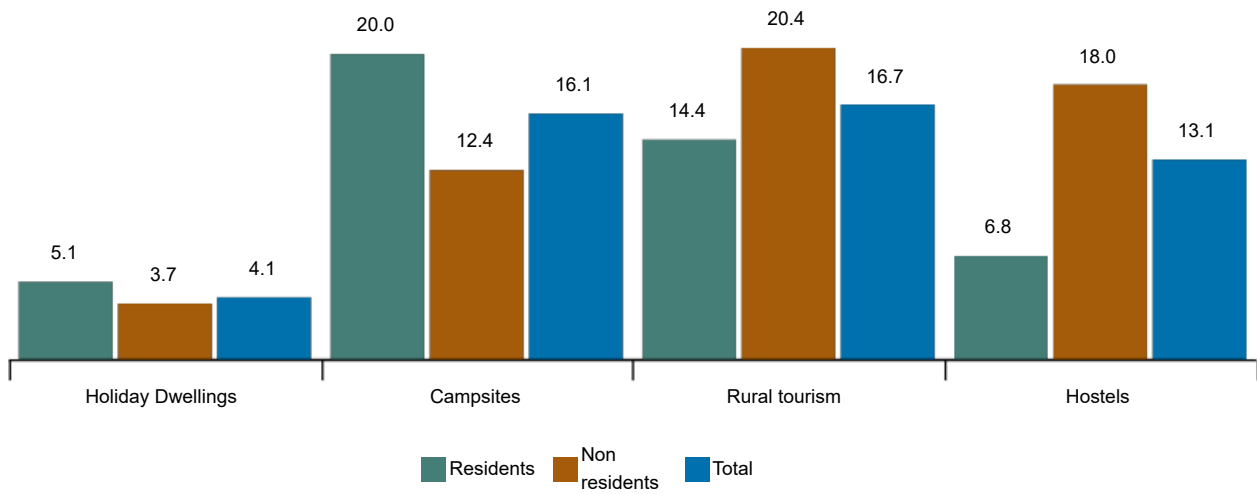
Annual variation rate for overnight stay. May 2024

Percentage



Annual variation rates for overnight stays in non-hotel tourist accommodation. May 2024

Porcentaje



Apartments

Overnight stays in tourist apartments increased by 4.1% in May. Resident overnight stays increased by 5.1% and non-resident overnight stays by 3.7%.

The average stay decreased by 10.9% to 4.3 overnight stays per traveller.

In May, 33.1% of the places offered were occupied, 6.5% more than in 2023. The occupancy rate by places on weekends was 37.3%, 6.0% more than in 2023.

Non-resident travellers accounted for 74.1% of overnight stays. The United Kingdom was the main market of origin, with 35.5% of the total.

Canarias was the preferred destination for apartments, with more than 1.7 million overnight stays and an increase of 5.6% compared to May 2023. Comunidad de Madrid had the highest occupancy rate, with 83.8% of the flats on offer.

By tourist areas, Isla de Tenerife was the preferred destination, with over 657 thousand overnight stays. Isla de Lanzarote presented the highest occupancy rate for apartments, 77.7%. The tourist sites with the highest number of overnight stays were Arona, San Bartolomé de Tirajana and Tías.

Campsites

Overnight stays at campsites increased by 16.1% in May compared to the same month in 2023. Those by residents grew by 20.0% and those by non-residents by 12.4%.

In May, 39.3% of the plots offered were occupied, 10.8% more than in 2023. The weekend occupancy rate reached 41.8%, an increase of 9.6%. Non-resident travellers accounted for 50.1% of overnight stays. Germany was the main market of origin, with 25.1% of the total.

Cataluña was the preferred destination for campsites, with more than 1.8 million overnight stays, and an increase of 19.5% in the annual rate. Comunitat Valenciana reached the highest occupancy rate, with 61.1% of the plots on offer.

By tourist areas, the **Costa Brava (Girona)** was the preferred destination, with more than 754 thousand overnight stays. The **Costa Blanca (Alicante)** had the highest occupancy rate, with 75.2%. The tourist sites with the highest number of overnight stays were Benidorm, Mont-Roig del Camp and Tarragona.

Current press release at: <https://www.ine.es/dyngs/Prensa/en/EOAT0524.htm>

Rural tourism accommodation

Overnight stays in rural tourism accommodation increased by 16.7% in May. Those by residents grew by 14.4% and those by non-residents by 20.4%.

19.1% of the bed-places were occupied, 17.3% more than in May 2023. The weekend occupancy rate stood at 33.4%, 7.5% more.

Illes Balears was the preferred destination, with more than 204,000 overnight stays, 18.3% more than in May 2023. This region also had the highest occupancy rate, with 55.7%.

By tourist areas, Isla de Mallorca was the preferred destination, with over 161 thousand overnight stays. It was also the area with the highest occupancy rate, with 56.8% of the places offered.

Hostels

Overnight stays in hostels recorded an annual increase of 13.1% in May. Resident overnight stays increased by 6.8% and non-resident overnight stays by 18.0%.

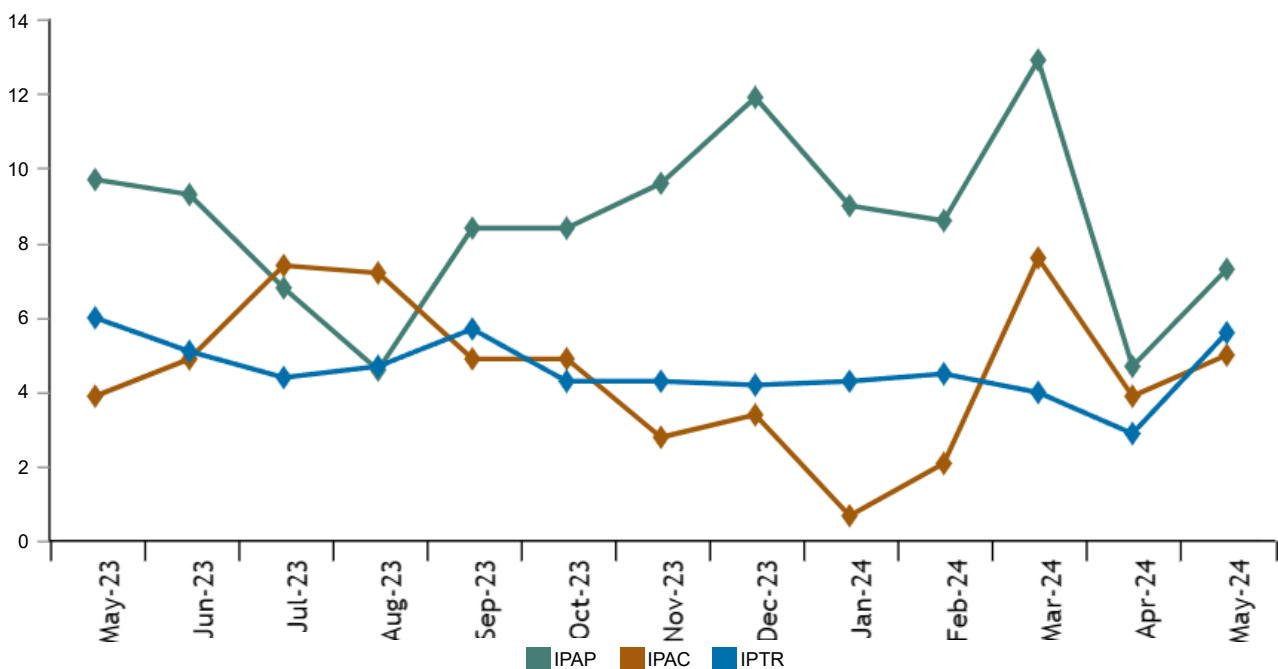
39.6% of the bed-places were occupied, 6.8% more than in May 2023. The weekend occupancy rate decreased by 0.4% to 42.0%.

Galicia was the preferred destination, with more than 207,000 overnight stays. Comunidad Foral de Navarra reached the highest occupancy rate, with 70.8% of the bed-places offered.

Price indices

The Tourist Apartment Price Index (IPAP) rose by 7.3% in May compared to the same month in 2023. The Campsite Price Index (CPI) increased by 5.1% and the Rural Tourism Price Index (RTPI) rose by 5.6%.

Price index. Annual variation rates. May 2024
Percentage



Revisions and data updates

Current press release at: <https://www.ine.es/dyngs/Prensa/en/EOAT0524.htm>

The data of this press release are provisional and will be reviewed when the data for the same period next year are published. All of the results of these operations are available at: [Holiday Dwelling Occupancy Survey](#), [Campsite Occupancy Survey](#), [Rural Tourism Accommodation Occupancy Survey](#), [Hostels Occupancy Survey](#), [Holiday Dwelling Price Index](#), [Campsite Price Index](#) and [Rural Tourism Accommodation Price Index](#).

Methodological note

The **Holiday Dwelling Occupancy Survey** makes it possible to ascertain a series of variables of this type of accommodation within the tourist sector, from the point of view of both supply and demand.

The **Holiday Dwelling Price Index** measures the monthly evolution of the prices offered by these establishments to their clients.

More information on the [methodology](#) and the [standardised methodological report](#).

The **Campsite Occupancy Survey** makes it possible to ascertain a series of variables of this type of accommodation within the tourist sector, from the point of view of both supply and demand.

The **Campsite Price Index** measures the monthly evolution of the prices offered by these establishments to their clients.

More information on the [methodology](#) and the [standardised methodological report](#).

The **Rural Tourism Accommodation Occupancy Survey** makes it possible to ascertain a series of variables of this type of accommodation within the tourist sector, from the point of view of both supply and demand.

The **Rural Tourism Accommodation Price Index** measures the monthly evolution of the prices offered by these establishments to their clients.


More information on the [methodology](#) and the [standardised methodological report](#).

The **Hostels Occupancy Survey** makes it possible to ascertain a series of variables of this type of accommodation within the tourist sector, from the point of view of both supply and demand.

More information on the [methodology](#) and the [standardised methodological report](#).

INE statistics are produced in accordance with the Code of Good Practice for European Statistics. More information on [Quality at INE](#) and [Code of Best Practices](#).

For further information see [INE base](#)

Official INE account on  [@es_ine](#)

All press releases at: www.ine.es/en/prensa/prensa_en.htm

 Press office: (+34) 91 583 93 63 / 94 08 – gprensa@ine.es

 Information area: (+34) 91 583 91 00 – www.ine.es/infoine/?L=1