

Total Expenditure Survey

December 2024 and Year 2024. Provisional data

Main results

- The total expenditure of international tourists who visited Spain in December increased by 7.0% and reached 7,589 million euros.
- The average daily expenditure increased by 6.4% to 159 euros.
- During 2024, the total expenditure of international tourists reached 126,282 million euros, 16.1% more than the previous year.

More information

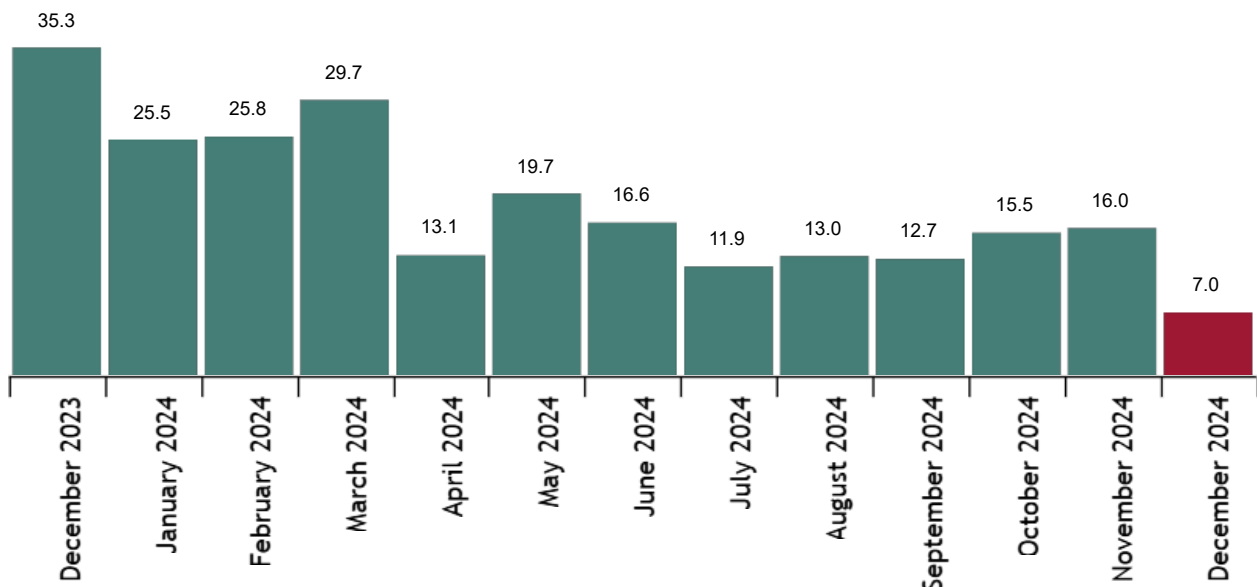
- [Annex of tables](#) (includes information from the Autonomous Communities)
- [Detailed monthly and annual results](#)
- [Infographic: Tourism Indicators](#)

The total expenditure of international tourists visiting Spain in December reached 7,589 million euros, an increase of 7.0% when compared to the same month in 2023.

The average expenditure per tourist stood at 1,441 euros, with an annual increase of 5.9%. On the other hand, the average daily expenditure increased by 6.4%, up to 159 euros.

Annual variation rate of total international tourist expenditure

Annual variation. Percentage



Countries of origin

The main countries of origin, in terms of level of expenditure in December were the United Kingdom (with 14.5% of the total), Germany (12.5%) and the Nordic countries (8.3%).

Expenditure by tourists from United Kingdom increased by 0.6% in the annual rate, by those from Germany by 20.4% and by those from Nordic countries by 14.1%.

International tourist expenditure by country of residence. December 2024

	Total expenditure (millions of €)	Annual variation (%)	Average expenditure by tourists (€)	Annual variation (%)	Daily average expenditure (€)	Annual variation (%)	Average duration of the trips	Annual variation (%)
TOTAL	7,589	7.0	1,441	5.9	159	6.4	9.1	-0.5
Germany	952	20.4	1,523	8.1	148	13.2	10.3	-4.5
France	606	-0.7	782	4.8	98	1.3	8.0	3.5
Italy	394	6.4	1,049	0.0	103	-4.6	10.2	4.8
Nordic Countries	631	14.1	1,769	9.8	151	2.8	11.7	6.9
United Kingdom	1,098	0.6	1,218	1.9	165	9.7	7.4	-7.1
Rest of the world	3,908	6.4	1,751	5.8	190	7.3	9.2	-1.4

Expenditure items

Expenditure on activities was the most important item in December, with 23.8% of the total expenditure and an increase of 7.3% compared to the same month in 2023.

The following items were expenditure on international transport (not included in package tours) and accommodation, which accounted for 20.2% and 17.0% of the total, respectively. The former increased by 9.4% and the latter by 14.3%.

International tourist expenditure by expenditure categories. December 2024

	Total expenditure (millions of €)	Percentage	Annual variation (%)
TOTAL	7,589	100.0	7.0
Expenditure on tourists package	972	12.8	-5.8
Total expenditure excluded on tourists package	6,617	87.2	9.2
Expenditure excluded on tourist package			
Expenditure on international transport	1,536	20.2	9.4
Expenditure on accommodation	1,288	17.0	14.3
Expenditure on food and drinks	1,284	16.9	9.6
Expenditure on activities	1,809	23.8	7.3
Other expenditure	701	9.2	4.5

Current press release at: <https://www.ine.es/dyns/Prensa/en/EGATUR1224.htm>

Type of accommodation, method of organization and reason for the trip

50.7% of the total expenditure in December was made by tourists staying at hotels, with an annual rise of 7.2%. On the other hand, expenditure on non-market accommodation decreased by 0.1%.

Expenditure by tourists not travelling with a package tour increased by 10.3% in the annual rate. For those who contracted a package tour, it decreased by 4.9%.

In terms of the reasons for travel, tourists visiting Spain for leisure generated 76.4% of the total expenditure, with a 7.2% higher outlay than in December 2023.

International tourist expenditure by main type of accommodation, method of organization and main purpose of the trip. December 2024

		Total expenditure (millions of €)	Annual variation (%)	Average expenditure by tourists (€)	Annual variation (%)	Daily average expenditure (€)	Annual variation (%)	Average duration of the trips	Annual variation (%)
Main type of accommodation	TOTAL (*)	7,589	7.0	1,441	5.9	159	6.4	9.1	-0.5
	Rented acc.	5,966	9.2	1,521	6.6	188	4.6	8.1	1.9
	Rented acc. Hotel acc.	3,851	7.2	1,307	8.0	266	6.4	4.9	1.6
	Rest	2,116	12.9	2,169	-0.5	122	4.9	17.7	-5.2
	Non rented accommodation	1,623	-0.1	1,208	2.6	102	6.4	11.9	-3.6
Form of organization	TOTAL	7,589	7.0	1,441	5.9	159	6.4	9.1	-0.5
	Without tourists package	6,155	10.3	1,463	6.8	151	6.9	9.7	-0.1
	With tourists package	1,434	-4.9	1,353	1.8	207	8.3	6.5	-6.0
Main reason of the trip	TOTAL	7,589	7.0	1,441	5.9	159	6.4	9.1	-0.5
	Leisure	5,798	7.2	1,363	5.1	183	8.3	7.5	-2.9
	Work	390	-11.8	1,361	-13.9	155	5.8	8.8	-18.6
	Other motives	1,401	13.1	1,934	17.9	104	3.8	18.7	13.6

(*): Two main groups of accommodation are distinguished according to whether or not there has been a monetary transaction: market (paid accommodation: hotels, rental accommodation, camping, rural house and other market accommodation) or non-market (owned housing, family and friends housing and other non-market accommodation).

Current press release at: <https://www.ine.es/dyngs/Prensa/en/EGATUR1224.htm>

Autonomous communities of main destination

The Autonomous Communities of main destination with the greatest proportion of total tourist expenditure in December were Canarias (with 29.5% of the total), Cataluña (17.2%) and Comunidad de Madrid (15.2%). Tourist spending increased by 7.0% in annual rate in the Canary Islands, 6.2% in Catalonia and 8.8% in the Community of Madrid.

International tourist expenditure according to the autonomous community of the main destination. December 2024

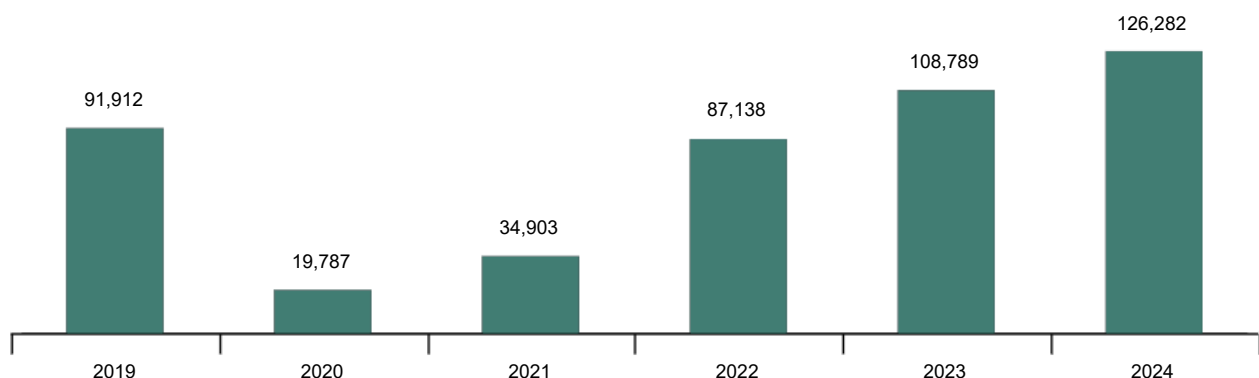
	Total expenditure (millions of €)	Annual variation (%)	Average expenditure by tourists (€)	Annual variation (%)	Daily average expenditure (€)	Annual variation (%)	Average duration of the trips	Annual variation (%)
TOTAL	7,589	7.0	1,441	5.9	159	6.4	9.1	-0.5
Canarias	2,242	7.0	1,548	1.5	189	11.6	8.2	-9.1
Cataluña	1,305	6.2	1,216	0.9	156	-8.4	7.8	10.2
Madrid, Comunidad de	1,157	8.8	1,920	9.5	237	6.3	8.1	3.0
Andalucía	1,004	13.8	1,476	4.5	146	16.1	10.1	-10.0
Comunitat Valenciana	850	2.2	1,272	9.0	111	6.5	11.5	2.4
Balears, Illes	244	13.5	1,336	3.0	140	0.6	9.5	2.4
Rest of ACs.	788	1.8	1,290	17.5	124	5.0	10.4	11.9

Results for the whole of 2024

The total expenditure of non-resident tourists visiting Spain in 2024 came to 126,282 million euros, representing an increase of 16.1% when compared with 2023.

Total annual expenditure

Millions of euros



Current press release at: <https://www.ine.es/dyngs/Prensa/en/EGATUR1224.htm>

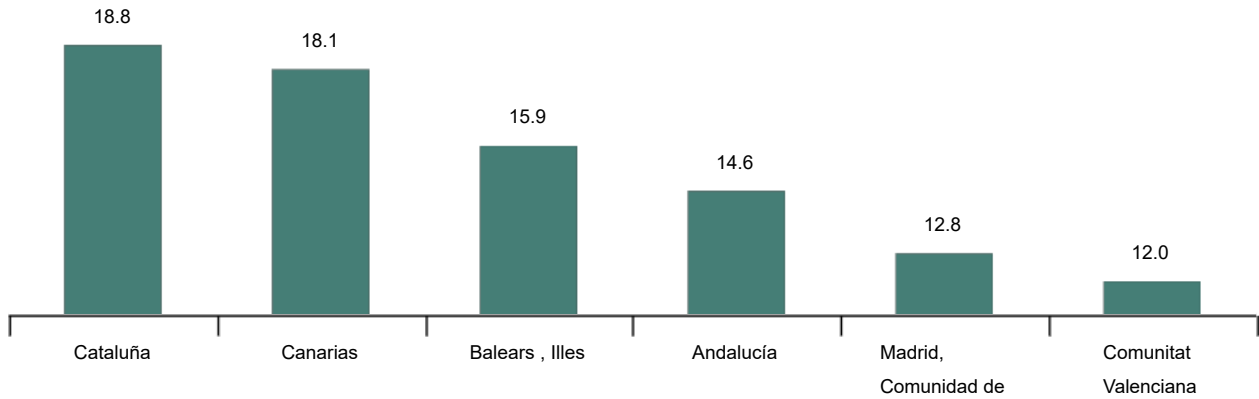
The country accounting for the most expenditure in 2024 was the United Kingdom, with 22,602 million euros, 13.5% more than in 2023.

It was followed by Germany (with 15,527 million euros and an increase of 17.6%) and France (with 11,014 million, 13.1% more).

The autonomous communities attracting the highest total expenditure in 2024 were Cataluña (with 23,745 million, 11.8% more than in 2023), Canarias (with 22,887 million and an increase of 12.6%) and Illes Balears (with 20,052 million, 13.3% more than in 2023).

Total expenditure by main destination Autonomous Community. Year 2024

Percentage



Data revisions and updates

The data published today are provisional and will be revised in March next year. All results of this operation are available on [INEBase](#).

Current press release at: <https://www.ine.es/dyngs/Prensa/en/EGATUR1224.htm>

Methodological note

The main objective of the Tourist Expenditure Survey (EGATUR) is to obtain monthly information on the tourist expenditure made by non-residents in Spain in their trips to our country. In preparing it, the international definitions and recommendations of the UNWTO and EUROSTAT in this field are followed.

Type of operation: continuous monthly statistics.

Population scope: this refers to non-residents in Spain who enter our country, whether or not they have stayed overnight, as well as those who pass through our country in transit.

Geographical scope: the entire national territory. The sample is collected at the main access points for non-resident travelers (road, airport, port and rail).

Reference period of the results: the month.

Sample size: The theoretical annual sample size of EGATUR exceeds 127,000 surveys, which are distributed throughout the year according to the seasonality of the flow of passengers and to the sample design, which is defined for each access road independently, setting a fraction of the sub-sampling from the FRONTUR sample.


Type of sampling: Single stage, where the estimates of the FRONTUR survey are used as the target population to which the EGATUR data are elevated.

Collection method: the information is collected by direct interviews when the traveller leaves Spain, using a multilingual electronic questionnaire. It is important to note that the survey is administered to the visitors when they are leaving the country, so the information collected could refer to a longer period than the reference month.

For more information you can access the [methodology](#) and the [standardized methodological report](#).

INE statistics are produced in accordance with the Code of Good Practice for European Statistics. More information in [Quality at INE](#) and the [Code of Best Practices](#).

For further information see [INE base](#)

Official INE account on  [@es_ine](#)

All press releases at: www.ine.es/en/prensa/prensa_en.htm

 Press office: (+34) 91 583 93 63 / 94 08 – gprensa@ine.es

 Information area: (+34) 91 583 91 00 – www.ine.es/infoine/?L=1