

## Estimated Number of weekly Deaths (ENWD) Monthly Births Estimate (MBE) Year 2024

### Main results

- The number of births rose by 0.4% in the year 2024.
- The number of deaths increased by 0.7% compared to the previous year.
- The population growth showed a negative balance of 114,937 people.

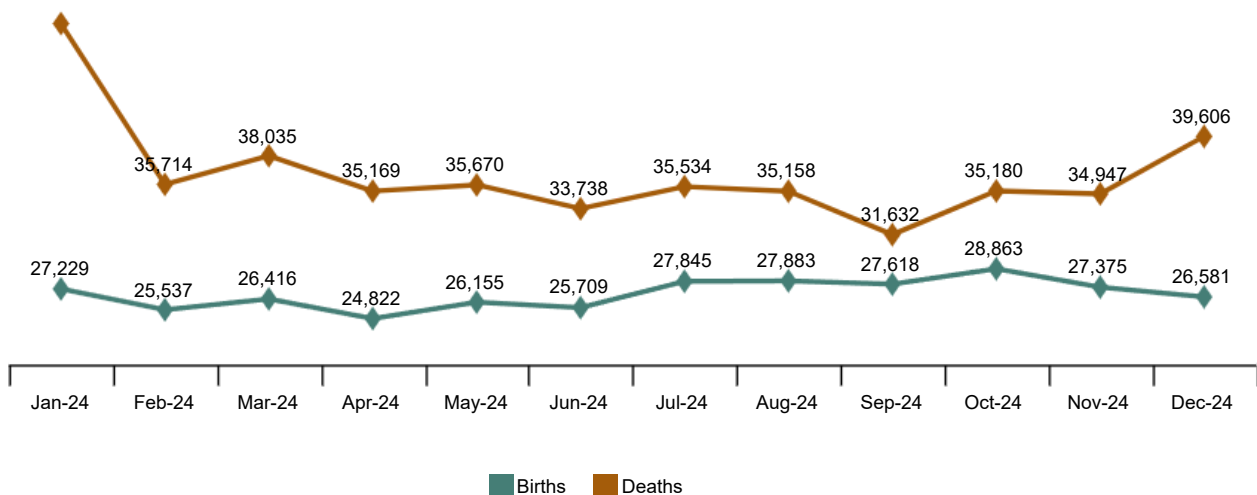
### More information

- [Estimated number of weekly deaths](#)
- [Estimated number of monthly births](#)
- [Death Statistics. Natural movement of the population](#)
- [Birth Statistics. Natural movement of the population](#)

The INE publishes today the results on the estimated number of monthly births and deaths for the month of December, so it now has the estimates for the entire year of 2024.

These estimates, made according to the entries registered in computerised civil registers, provide a preview on the number of births, deaths and the population growth in 2024, but these data are markedly provisional and may undergo variations in the coming months.

### Number of births and deaths by month. Year 2024



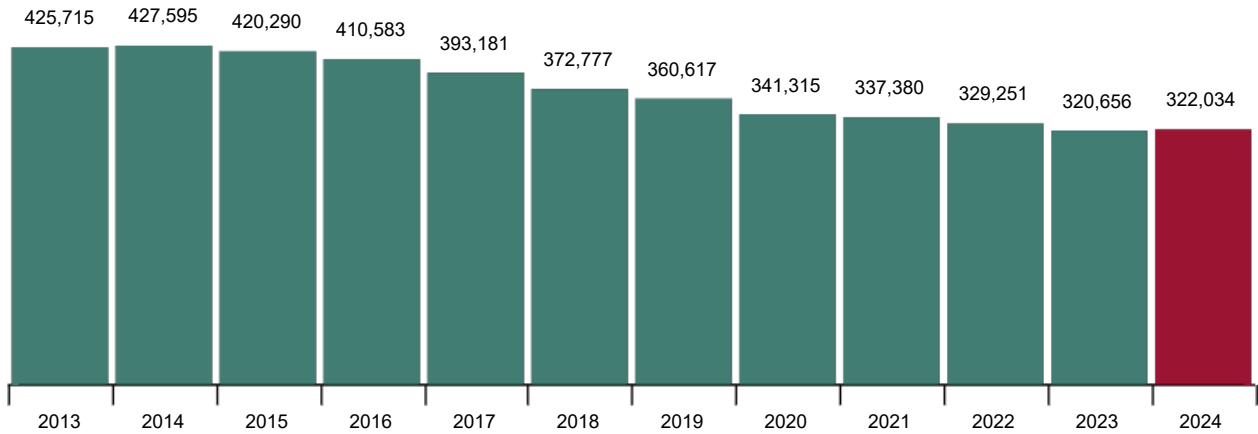
Current press release at: [https://www.ine.es/dyngs/Prensa/en/EDES\\_EMN2024.htm](https://www.ine.es/dyngs/Prensa/en/EDES_EMN2024.htm)

**Births**

During 2024, it is provisionally estimated there were 322,034 births in Spain, representing an upturn of 0.4% compared to the previous year (1,378 more births).

Although the number of births has been on a downward trend over the last decade, in 2024 there has been a slight rise, which has yet to be confirmed with definitive data, thus breaking the trend of the last decade.

**Number of births**



In recent years, the decline in the number of births has been accompanied by a delay in the maternity age. One indicator that reflects this delay is the number of births to mothers aged 40 or over, which has grown by 8.5% in the last 10 years.

In relative terms, while in 2014 7.2% of births were to mothers aged 40 or older, in 2024 that percentage increased to 10.4%.

**Births by mother's age in 2014 and 2024**

Mother's age	2014		2024	
	Total	%	Total	%
<b>TOTAL</b>	427,595	100%	322,034	100%
<b>Less than 25 years</b>	39,643	9.3%	30,953	9.6%
<b>From 25 to 39 years</b>	357,006	83.5%	257,510	80.0%
<b>40 and more years</b>	30,946	7.2%	33,570	10.4%

**Deaths**

In 2024, it is estimated that 439,146 persons died in Spain, 0.7% more than the previous year.

By age and sex, the greatest decline in deaths in relative terms came in those aged between five and 29, in men (-6.1% compared to 2023), and in those aged 85 to 89, in women (-6.0%).

Current press release at: [https://www.ine.es/dyngs/Prensa/en/EDES\\_EMN2024.htm](https://www.ine.es/dyngs/Prensa/en/EDES_EMN2024.htm)

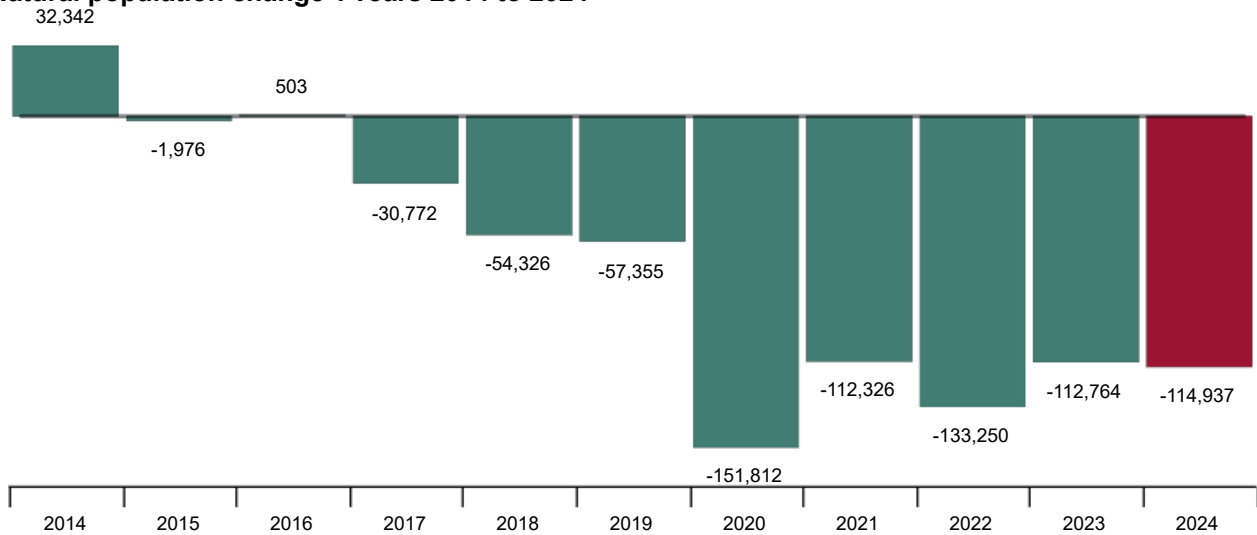
Deaths by age group and sex. Years 2023 and 2024

Years	TOTAL			MEN			WOMEN		
	2023	2024	Annual Var.	2023	2024	Annual Var.	2023	2024	Annual Var.
<b>TOTAL</b>	436,124	439,146	0.7%	220,742	221,443	0.3%	215,382	217,703	1.1%
<b>0-4</b>	1,077	1,178	9.4%	597	664	11.2%	480	515	7.3%
<b>5-29</b>	2,354	2,217	-5.8%	1,594	1,496	-6.1%	760	721	-5.1%
<b>30-49</b>	11,580	11,224	-3.1%	7,539	7,304	-3.1%	4,041	3,920	-3.0%
<b>50-69</b>	71,592	71,664	0.1%	47,576	46,954	-1.3%	24,016	24,712	2.9%
<b>70-74</b>	34,329	34,010	-0.9%	22,341	21,945	-1.8%	11,988	12,065	0.6%
<b>75-79</b>	49,031	48,721	-0.6%	29,851	29,815	-0.1%	19,180	18,906	-1.4%
<b>80-84</b>	58,334	61,844	6.0%	31,677	33,802	6.7%	26,657	28,042	5.2%
<b>85-89</b>	85,598	81,054	-5.3%	38,498	36,784	-4.5%	47,100	44,270	-6.0%
<b>90 or more</b>	122,229	127,235	4.1%	41,069	42,682	3.9%	81,160	84,553	4.2%

Natural population change

The vegetative balance of the population (that is, the difference between births and deaths occurring in Spain) was negative, standing at 114,937 people, according to the 2024 provisional data.

Natural population change<sup>1</sup>. Years 2014 to 2024



<sup>1</sup> The vegetative balance is calculated by subtracting the births from resident mothers from the deaths of Spanish residents.

Data by Autonomous Communities and Cities

The largest increases in the number of births in 2024 were recorded in Cantabria (13.3%) and Illes Balears (5.7%). The largest declines were in Galicia (-4.4%) and País Vasco (-3.7%).


As for deaths, the largest increases compared to 2023 were in Cantabria (6.1%), Castilla y León and Extremadura (both 5.0%). The largest decline was recorded in the autonomous city of Melilla (-14.0%).

Current press release at: [https://www.ine.es/dyngs/Prensa/en/EDES\\_EMN2024.htm](https://www.ine.es/dyngs/Prensa/en/EDES_EMN2024.htm)

Vegetative growth (births minus deaths) was negative in 2024 in all the autonomous communities, except in Comunidad de Madrid (which had a positive balance of 2,707 persons), Región de Murcia (852), Illes Balears (237) and the autonomous cities of Melilla (370) and Ceuta (142).

On the other hand, the highest negative vegetative balances were recorded in Galicia (-19,333), Castilla y León (-16,385) and Cataluña (-13,668).

### Births, Deaths and Vegetative Balance by Autonomous Communities and Cities. Year 2024



	Births	Annual Var.	Deaths	Annual Var.	Vegetative Bal.
<b>National total</b>	322,034	0.4%	439,146	0.7%	
<b>Andalucía</b>	60,447	-1.5%	73,485	-1.6%	-13,038
<b>Aragón</b>	8,588	-0.9%	13,928	0.5%	-5,340
<b>Asturias, Principado de</b>	4,550	0.1%	13,137	1.0%	-8,587
<b>Balears, Illes</b>	9,240	5.7%	9,003	4.2%	237
<b>Canarias</b>	11,718	-2.3%	17,786	-0.2%	-6,068
<b>Cantabria</b>	3,372	13.3%	6,399	6.1%	-3,027
<b>Castilla y León</b>	13,120	5.0%	29,505	5.0%	-16,385
<b>Castilla-La Mancha</b>	14,420	2.5%	20,042	3.1%	-5,622
<b>Cataluña</b>	53,837	-0.6%	67,505	-0.2%	-13,668
<b>Comunitat Valenciana</b>	35,573	0.6%	46,350	-0.7%	-10,777
<b>Extremadura</b>	6,842	0.5%	11,924	5.0%	-5,082
<b>Galicia</b>	13,383	-4.4%	32,716	-0.2%	-19,333
<b>Madrid, Comunidad de</b>	52,681	4.7%	49,974	2.7%	2,707
<b>Murcia, Región de</b>	12,708	-1.2%	11,856	-2.8%	852
<b>Navarra, Comunidad Foral de</b>	4,561	1.4%	6,016	2.9%	-1,455
<b>País Vasco</b>	12,962	-3.7%	22,593	1.2%	-9,631
<b>Rioja, La</b>	2,018	1.0%	3,249	0.4%	-1,231
<b>Ceuta</b>	683	0.0%	541	-3.4%	142
<b>Melilla</b>	800	3.8%	430	-14.0%	370
<b>Non-resident</b>	532	-35.6%	2,707	0.1%	

### Reviews and data updates

The data published today on 2024 are provisional and will be revised in the coming months. All the results of this operation are available on INEbase ([ENWD](#) and [MEB](#)).

## Methodological note

The objective of the **Estimate of the Number of Weekly Deaths (ENWD)** is to provide rapid estimates of the number of deaths occurring each week and each month based on the entries recorded in the computerised Civil Registries, as well as on their comparison with historical death data. This allows the data to be interpreted with a historical perspective, which is necessary given the variability of deaths over time.

**Type of operation:** monthly continuous survey.

**Population scope:** all persons who die in Spain.

**Geographical scope:** the entire national territory.

**Reference period:** weekly and monthly.

**Collection method:** The General Office of Legal Security and Public Faith sends files of deaths recorded in INFOREG and DICIREG to the INE on a daily basis.

For more information, you can access the [methodology](#) and the [standardised methodological report](#).

The purpose of the Monthly Estimates of Birth (MEB) is to offer rapid estimates on the total number of births occurring each month, based on the records entered into the computerised Civil Registers on a monthly basis, as well as compare them with the historical data already published, which allows for interpreting the data with a much-needed historical perspective, given the variability and gradual decrease revealed by the birth figures over the last few years.

**Type of operation:** monthly continuous survey.

**Population scope:** all births registered in Spain.

**Geographical scope:** the entire national territory.

**Reference period:** monthly.


**Collection method:** The General Office of Legal Security and Public Faith sends files of births recorded in INFOREG and DICIREG to the INE on a monthly basis.

For more information, you can access the [methodology](#) and the [standardised methodological report](#).

INE statistics are produced in accordance with the Code of Good Practice for European Statistics. More information on [Quality at INE](#) and the [Code of Best Practices](#).

---

For further information see [INE base](#)

Official INE account on  [@es\\_ine](#)

---

All press releases at: [www.ine.es/en/prensa/prensa\\_en.htm](http://www.ine.es/en/prensa/prensa_en.htm)

 Press office: (+34) 91 583 93 63 / 94 08 – [gprensa@ine.es](mailto:gprensa@ine.es)

 Information area: (+34) 91 583 91 00 – [www.ine.es/infoine/?L=1](http://www.ine.es/infoine/?L=1)