

Short-term Stock and Inventory Survey (STIS) Second Quarter 2024. Provisional data

Main results

- The annual rate of the index for inventory levels of goods in the Trade sector stood at 1.1% in the second quarter.
- Within the quarter, the month of April recorded the highest annual growth rate, with 1,4%.

More information

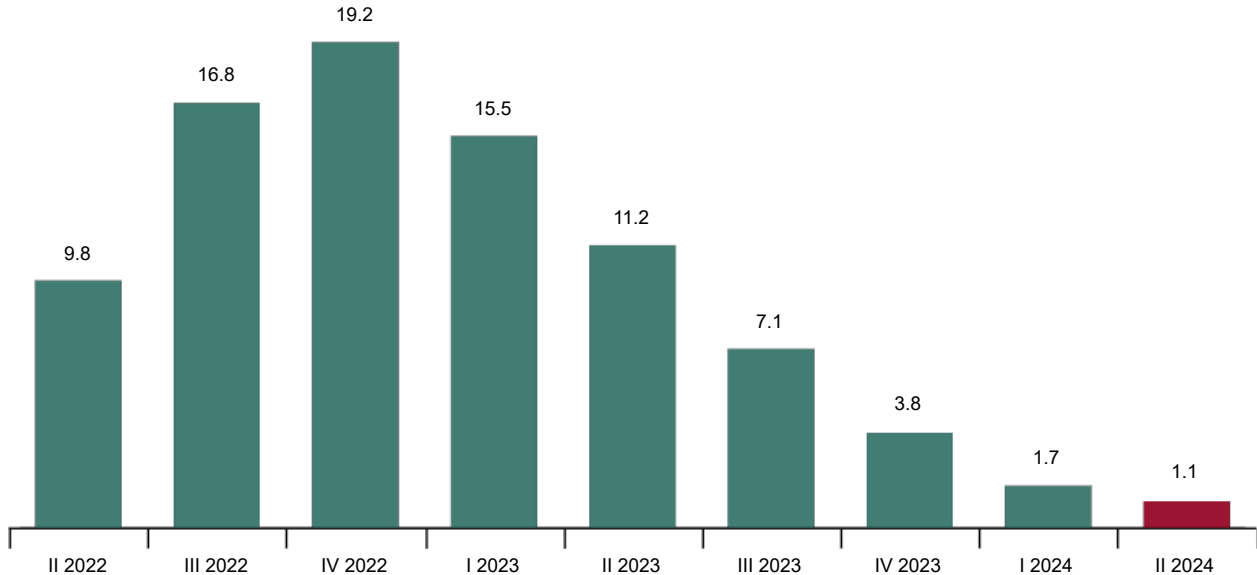
- [Tables annex](#)
- [Detailed results \(monthly and quarterly\)](#)

Quarterly evolution of inventory levels in the Trade sector

The general index of inventory levels of goods in the Trade sector registered an annual variation of 1.1% in the second quarter of 2024. This rate was six tenths lower than that recorded for the first quarter.

General index of inventory levels in the Trade sector

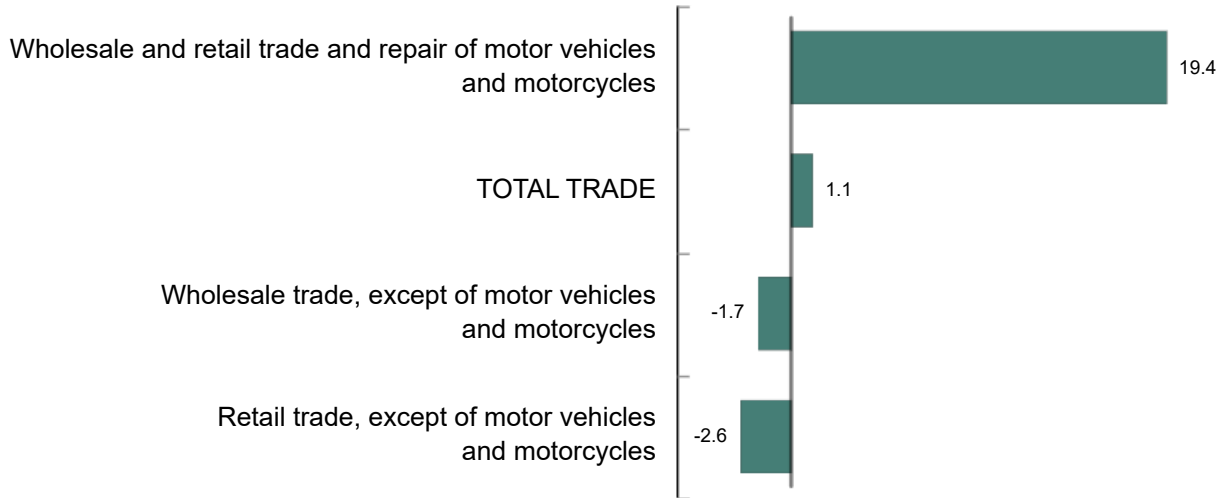
Annual rate. Percentage



The only sector with a positive annual rate was *Wholesale and retail trade and repair of motor vehicles and motorcycles* (19,4%). For its part, *Retail trade, except of motor vehicles and motorcycles* recorded the highest decrease (-2,6%).

Indices of inventory levels of goods in the Trade sector. Second Quarter 2024

General and by activity sector. Annual rate. Percentage



Monthly evolution of inventory levels in the Trade sector

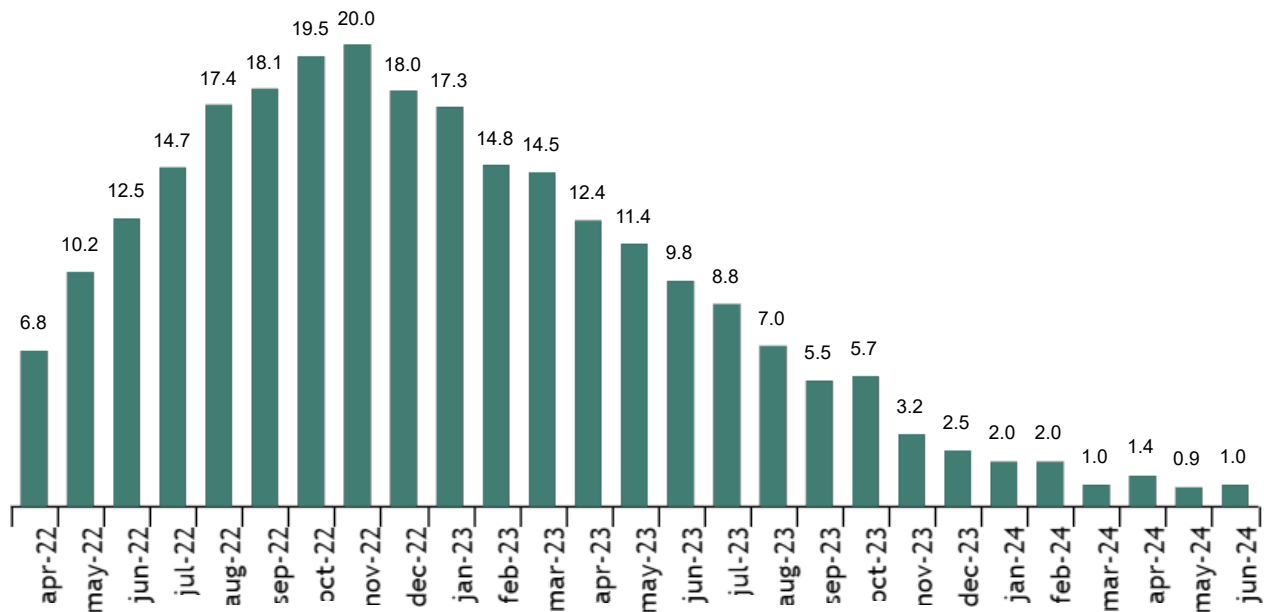
The general index of inventory levels of goods in the Trade sector registered an annual rate of 1.4% in April 2024. This rate was four tenths higher than that registered in March.

In May the annual rate was 0.9%, five tenths lower than that recorded in April.

Finally, in June the annual rate was 1.0%, one tenth more than that of May.

General index of inventory levels in the Trade sector

Annual rate. Percentage



All sectors present negative annual rates in the months of April, May and June, except *Sale and repair of motor vehicles and motorcycles*.

Current press release at: <https://www.ine.es/dyngs/Prensa/en/ECSE2T24.htm>

Indices of inventory levels in the Trade sector by activity sector

Annual and average rates so far this year. Percentage



	Wholesale and retail trade and repair of motor vehicles and motorcycles		Wholesale trade, except of motor vehicles and motorcycles		Retail trade, except of motor vehicles and motorcycles	
	Annual	Year-to-date average	Annual	Year-to-date average	Annual	Year-to-date average
April	25.1	27.7	11.7	13.7	8.4	11.1
May	28.4	27.8	9.0	12.7	8.7	10.6
June	30.7	28.3	7.3	11.8	6.2	9.8
July	35.9	29.4	4.9	10.8	5.4	9.2
2023 August	35.1	30.1	2.5	9.6	4.6	8.6
September	33.8	30.5	0.9	8.6	3.1	7.9
October	31.2	30.6	2.6	8.0	1.2	7.2
November	24.7	30.0	-0.3	7.1	0.4	6.5
December	24.4	29.5	-0.9	6.4	-0.8	5.9
2024 January	22.3	22.3	-1.0	-1.0	-1.8	-1.8
February	22.8	22.6	-1.0	-1.0	-2.2	-2.0
March	23.3	22.8	-1.1	-1.1	-5.6	-3.2
April	23.1	22.9	-2.2	-1.4	-2.2	-3.0
May	18.3	21.9	-1.8	-1.4	-2.3	-2.8
June	17.1	21.1	-0.9	-1.4	-3.2	-2.9

Reviews and data updates

Today INE updated the ECSE data for the last five months. All results of this operation are available on [INEbase](#).

Methodological note

The main aim of the Short-Term Stock and Inventory Survey (ST SIS) is to provide the information required to obtain an indicator that measures the short-term evolution of the value of the inventory levels in trade and industry.

Currently, the evolution of the inventory levels is only published in the trade section, for which an index of the value of the goods at the end of the month is calculated. The indices are published on a quarterly basis, although quarterly and monthly series are available. The publication begins with the indices of the inventory levels in trade corresponding to January 2013.

Type of survey: continuous quarterly survey.

Base year: 2021.

Population scope: economic units whose main activity, classified in accordance with the CNAE-2009, is included in Section G: Wholesale and retail trade; repair of motor vehicles and motorcycles, except for group 46.1: Wholesale on a fee or contract basis.

Geographic scope: the entire national territory, except for Ceuta and Melilla; for statistical units whose main activity corresponds to division 47 of the CNAE-2009: Retail trade, except for motor vehicles and motorcycles, also includes these autonomous cities.

Sample size: approximately 4,900 companies from the ICM sample and 3,800 from the IASS sample.


Type of sampling: stratified random sampling in ICM and IASS companies.

Collection method: internet (IRIA system), e-mail, fax, telephone or postal mail.

More information on the [methodology](#) and the [standardised methodological report](#).

INE statistics are produced in accordance with the Code of Good Practice for European Statistics. More information on [Quality at INE](#) and [Code of Best Practices](#).

For further information see [INEbase](#)

Official INE account on  [@es_ine](#)

All press releases at: www.ine.es/en/prensa/prensa_en.htm

 Press office: (+34) 91 583 93 63 / 94 08 – gprensa@ine.es

 Information area: (+34) 91 583 91 00 – www.ine.es/infoine/?L=1