

7 August 2024

## Continuous Population Statistics (CPS) 1st July 2024. Provisional data

### Main results

- The population of Spain increased by 67,367 during the second quarter of 2024, standing at 48,797,875 inhabitants on 1 July 2024.
- The main immigrant nationalities were Colombian, Moroccan and Venezuelan.
- Comunidad de Madrid (0.33%), Comunitat Valenciana (0.28%) and Illes Balears (0.28%) underwent the largest increases in population.

### More information

- Resident population and population in family dwellings.
- Households and external migrations.
- Infographic.

The resident population in Spain increased by 67,367 persons in the second quarter and stood at 48,797,875 inhabitants as of 1 July, 2024. This is the highest-ever figure since records began.

In annual terms, estimated population growth was 415,369 people.

### Evolution of the population in Spain

| Year | Date        | Resident population | Variation from previous quarter | Annual variation (%) |
|------|-------------|---------------------|---------------------------------|----------------------|
| 2021 | 1st January | 47,400,798          |                                 |                      |
|      | 1st April   | 47,356,065          | -44,733                         |                      |
|      | 1st July    | 47,346,836          | -9,229                          |                      |
|      | 1st October | 47,424,595          | 77,759                          |                      |
| 2022 | 1st January | 47,486,727          | 62,132                          | 0.18                 |
|      | 1st April   | 47,609,145          | 122,418                         | 0.53                 |
|      | 1st July    | 47,781,354          | 172,209                         | 0.92                 |
|      | 1st October | 47,940,295          | 158,941                         | 1.09                 |
| 2023 | 1st January | 48,085,361          | 145,066                         | 1.26                 |
|      | 1st April   | 48,237,948          | 152,587                         | 1.32                 |
|      | 1st July    | 48,382,506          | 144,558                         | 1.26                 |
|      | 1st October | 48,522,035          | 139,529                         | 1.21                 |
| 2024 | 1st January | 48,630,010          | 107,975                         | 1.13                 |
|      | 1st April   | 48,730,508          | 100,498                         | 1.02                 |
|      | 1st July    | 48,797,875          | 67,367                          | 0.86                 |

Provisional data since 1 April 2023.

### Population by nationality and place of birth

The population growth in Spain was due to the increase in the number of people born abroad, while the number of people born in Spain fell. The population born abroad (9,036,416 people) was greater than that of Spanish nationality, due to the processes of acquiring Spanish citizenship.

Thus, the number of foreigners rose by 45,128 during the quarter, reaching 6,632,064. The population of Spanish nationality fell by 22,239.

### Evolution of the population in Spain

Second quarter of 2024

|                         |                  | Resident population<br>1st July 2024 | Quarterly variation |              |
|-------------------------|------------------|--------------------------------------|---------------------|--------------|
|                         |                  |                                      | Absolute            | Relative (%) |
| <b>TOTAL</b>            |                  | 48,797,875                           | 67,367              | 0.14         |
| <b>Citizenship</b>      | <b>Spanish</b>   | 42,165,811                           | 22,239              | 0.05         |
|                         | <b>Foreigner</b> | 6,632,064                            | 45,128              | 0.69         |
| <b>Country of birth</b> | <b>Spain</b>     | 39,761,459                           | -21,680             | -0.05        |
|                         | <b>Foreign</b>   | 9,036,416                            | 89,047              | 1.00         |

### Households

The number of households stood at 19,334,585 on 1 July 2024, with an increase of 23,731 during the second quarter of 2024.

### Evolution of the number of households in Spain

| Year | Date        | Number of households | Variation from previous quarter | Annual variation (%) |
|------|-------------|----------------------|---------------------------------|----------------------|
| 2021 | 1st January | 18,539,223           |                                 |                      |
|      | 1st April   | 18,595,527           | 56,304                          |                      |
|      | 1st July    | 18,668,644           | 73,117                          |                      |
|      | 1st October | 18,749,037           | 80,393                          |                      |
| 2022 | 1st January | 18,821,499           | 72,462                          | 1.52                 |
|      | 1st April   | 18,876,038           | 54,539                          | 1.51                 |
|      | 1st July    | 18,951,473           | 75,435                          | 1.51                 |
|      | 1st October | 19,028,923           | 77,450                          | 1.49                 |
| 2023 | 1st January | 19,102,518           | 73,595                          | 1.49                 |
|      | 1st April   | 19,170,258           | 67,740                          | 1.56                 |
|      | 1st July    | 19,240,105           | 69,847                          | 1.52                 |
|      | 1st October | 19,285,142           | 45,037                          | 1.35                 |
| 2024 | 1st January | 19,316,723           | 31,581                          | 1.12                 |
|      | 1st April   | 19,346,677           | 29,954                          | 0.92                 |
|      | 1st July    | 19,370,408           | 23,731                          | 0.68                 |

Provisional data since 1 April 2021.

Current press release at: <https://www.ine.es/dyngs/Prensa/en/ECPT24.htm>

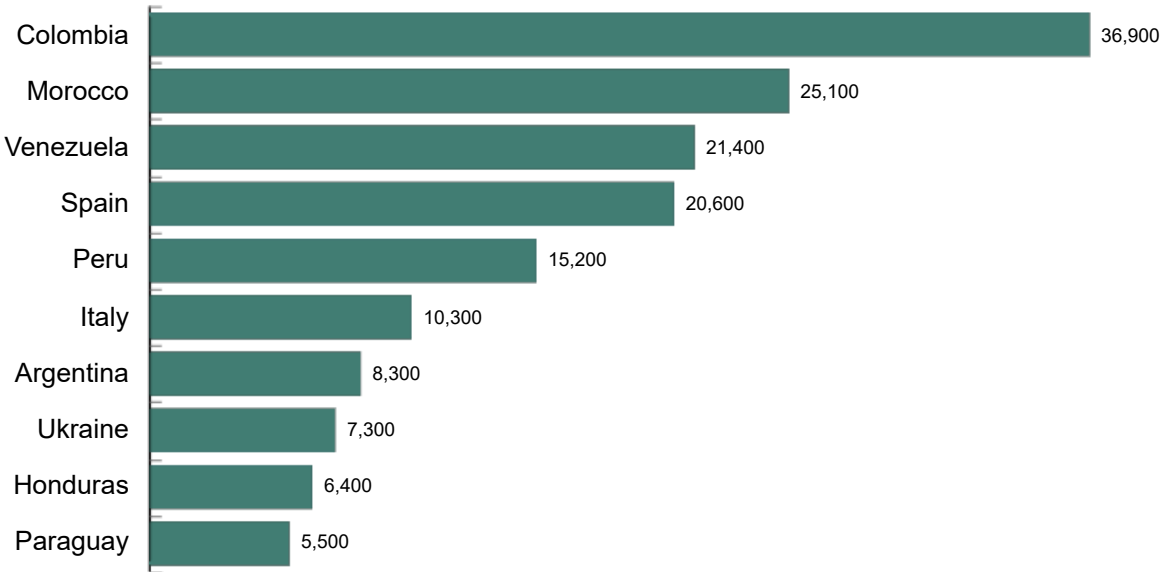
**External migrations**

The main nationalities of immigrants during the second quarter of 2024 were Colombian (with 36,900 arrivals in Spain), Moroccan (25,100) and Venezuelan (21,400).

On the other hand, the most numerous nationalities of emigrants were Spanish (with 11,100 departures), Moroccan (11,000) and Colombian (8,700).

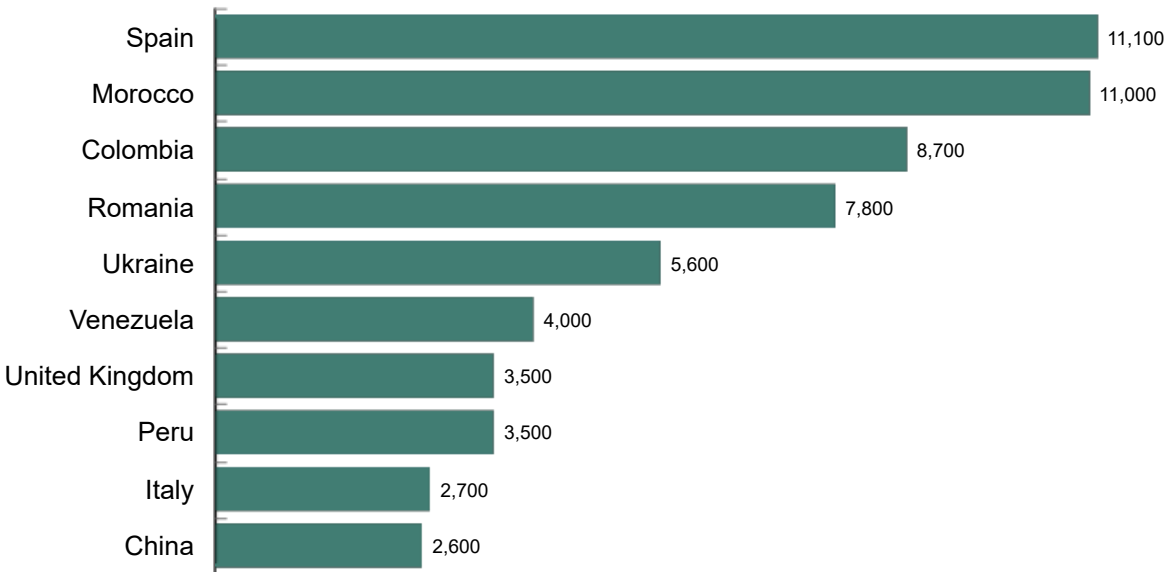
**External migrations, main nationalities. Immigration**

Second quarter of 2024



**External migrations, main nationalities. Emigration**

Second quarter of 2024



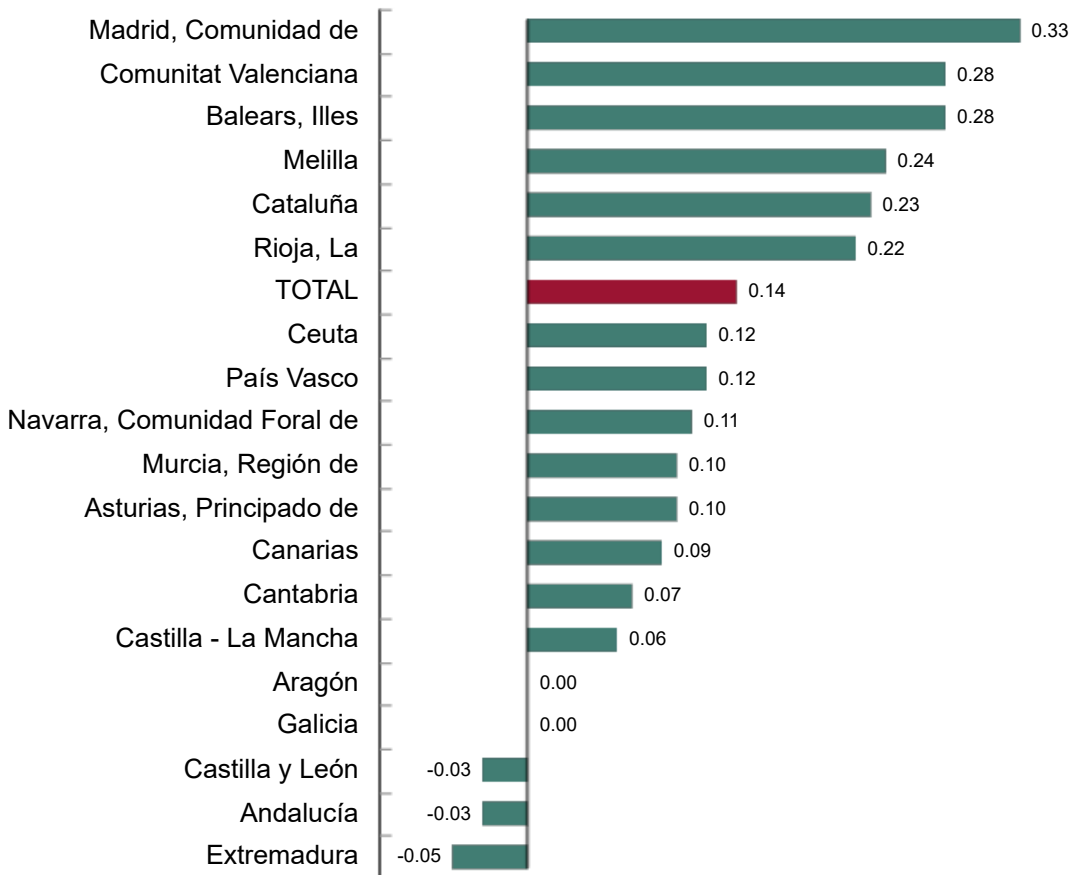
Current press release at: <https://www.ine.es/dyngs/Prensa/en/ECP2T24.htm>

**Population by autonomous communities and cities**

During the first quarter of 2024, the population grew in 14 autonomous communities and the autonomous cities of Ceuta and Melilla and fell in the three remaining autonomous communities. The largest increases took place in Comunidad de Madrid (0.33%), Comunitat Valenciana (0.28%) and Illes Balears (0.28%).

**Population evolution by Autonomous Communities and Cities**

Variation between the second and first quarter of 2024. Percentage



Current press release at: <https://www.ine.es/dyngs/Prensa/en/ECP2T24.htm>

**Revisions and data updates**

The CPS data is provisional from the latest census published. Each quarter, the provisional series of the population is revised until a new population census is published at the end of the year, the moment at which the data become definitive. Similarly, the population data in family dwellings and households will be definitive when a new census of dwellings is published, the provisional data being updated every quarter.

The migration data only constitute in initial estimate and they will not be revised. The definitive statistics of migratory movements are published in the Statistics on Migrations and Changes of Residence.

All results of this operation are available on [INEbase](#).

## Methodological note

The purpose of the Continuous Population Statistics (CPS) is to provide a quantitative measurement of the population habitually resident in Spain, of the population resident in family dwellings and of the number of households. The population series are disaggregated by sex, year of birth, age, country of nationality and country of birth. The series of households are disaggregated by household and number of numbers.

The CPS always contains two types of data: **definitive** (until the latest published census), and **provisional** (since the last published census).

In addition, the CPS offers a first estimate of the external migrations detected during the quarter, for the main nationalities and countries of birth. These series will not be revised.

**Type of operation:** statistics based on official data (mainly the continuous municipal register) and on other operations that have already been performed, such as censuses.

**Population scope:** population residing in Spain, population residing in family dwellings and households.

**Geographical scope:** national, autonomous communities and cities, provinces and islands.

**Reference period for the results:** 1 January, 1 April, 1 July and 1 October each year.


**Frequency of dissemination:** quarterly.

For more information, you can access the [methodology](#) and the [standardised methodological report](#).

INE statistics are produced in accordance with the Code of Good Practice for European Statistics. More information on [Quality at INE](#) and the [Code of Best Practices](#).

---

For further information see [INE base](#)

Official INE account on  [@es\\_ine](#)

---

All press releases at: [www.ine.es/en/prensa/prensa\\_en.htm](http://www.ine.es/en/prensa/prensa_en.htm)

 Press office: (+34) 91 583 93 63 / 94 08 – [gprensa@ine.es](mailto:gprensa@ine.es)

 Information area: (+34) 91 583 91 00 – [www.ine.es/infoine/?L=1](http://www.ine.es/infoine/?L=1)