

Continuous Population Statistics (CPS) 1 April, 2024. Provisional data

Main results

- The population of Spain increased by 82,346 during the first quarter of 2024, standing at 48,692,804 inhabitants on 1 April 2024.
- The main immigrant nationalities were Colombian, Moroccan and Venezuelan.
- Comunidad de Madrid (0.44%), Autonomous City of Melilla (0.40%) and Comunitat Valenciana (0.36%) experienced the largest increases in population.

More information

- Resident population and population in family dwellings.
- Households and external migrations.
- Infographic.

The resident population in Spain increased by 82,346 persons in the first quarter and stood at 48,692,804 inhabitants as of 1 April, 2024. This is the highest-ever figure since records began.

In annual terms, estimated population growth was 459,615 people.

Evolution of the population in Spain

Year	Date	Resident population	Variation from previous quarter	Annual variation (%)
2021	1st January	47,400,798		
	1st April	47,356,065	-44,733	
	1st July	47,346,836	-9,229	
	1st October	47,424,595	77,759	
2022	1st January	47,486,727	62,132	0.18
	1st April	47,609,145	122,418	0.53
	1st July	47,781,354	172,209	0.92
	1st October	47,940,295	158,941	1.09
2023	1st January	48,085,361	145,066	1.26
	1st April	48,233,189	147,828	1.31
	1st July	48,374,076	140,887	1.24
	1st October	48,509,096	135,020	1.19
2024	1st January	48,610,458	101,362	1.09
	1st April	48,692,804	82,346	0.95

Provisional data as of 1 April 2023

Population by nationality and place of birth

Population growth in Spain was, almost entirely, due to the rise in people born abroad. This population—8,915,831—was more than that of Spanish nationality, due to the processes of acquiring Spanish citizenship.

Thus, the number of foreigners rose by 85,684 during the quarter, reaching 6,581,028. And the population of Spanish nationality diminished by 3,338.

Evolution of the population in Spain

First quarter of 2024

		Resident population 1st April 2024	Quarterly variation	
			Absolute	Relative (%)
TOTAL		48,692,804	82,346	0.17
Citizenship	Spanish	42,111,776	-3,338	-0.01
	Foreigner	6,581,028	85,684	1.32
Country of birth	Spain	39,776,973	-37,303	-0.09
	Foreign	8,915,831	119,649	1.36

Households

The number of households stood at 19,334,585 on 1 April 2024, with an increase of 23,809 during the first quarter 2024.

Evolution of the number of households in Spain

Year	Date	Number of households	Variation from previous quarter	Annual variation (%)
2021	1st January	18,539,223		
	1st April	18,595,527	56,304	
	1st July	18,668,644	73,117	
	1st October	18,749,037	80,393	
2022	1st January	18,821,499	72,462	1.52
	1st April	18,876,038	54,539	1.51
	1st July	18,951,473	75,435	1.51
	1st October	19,028,923	77,450	1.49
2023	1st January	19,102,518	73,595	1.49
	1st April	19,168,601	66,083	1.55
	1st July	19,237,426	68,825	1.51
	1st October	19,281,162	43,736	1.33
2024	1st January	19,310,776	29,614	1.09
	1st April	19,334,585	23,809	0.87

Provisional data as of 1 April 2023

Current press release at: <https://www.ine.es/dyngs/Prensa/en/ECP1T24.htm>

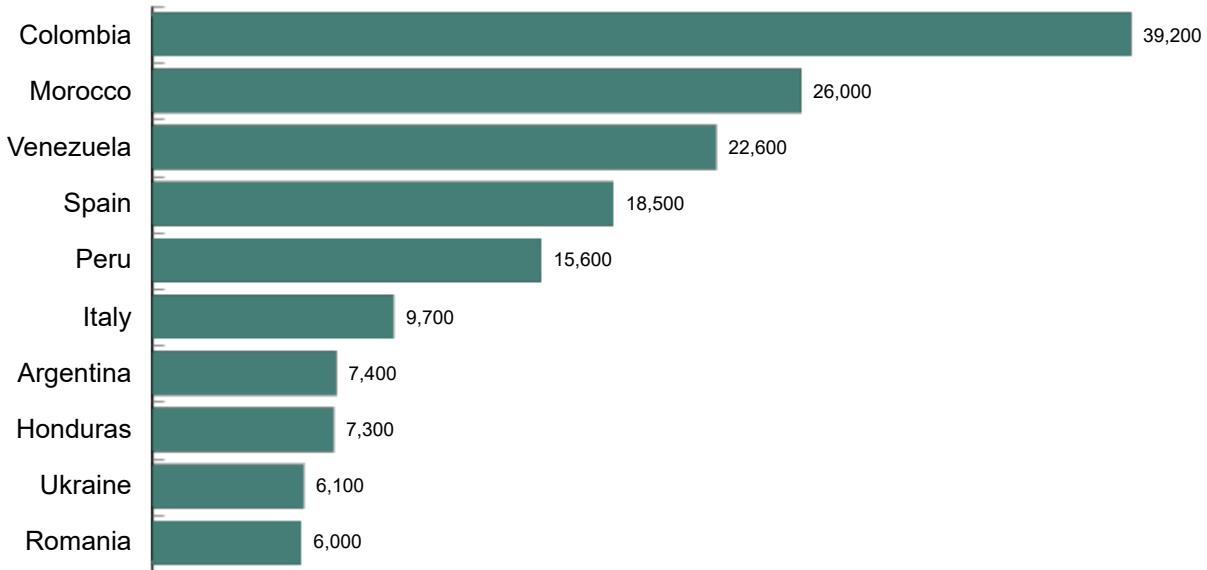
External migrations

The main nationalities of immigrants during the first quarter of 2024 were Colombian (with 39,200 arrivals in Spain), Ukrainian (26,000) and Venezuelan (22,600).

On the other hand, the most numerous nationalities of emigrants were Spanish (with 10,000 departures), Moroccans (9,900) and Romanians (8,000).

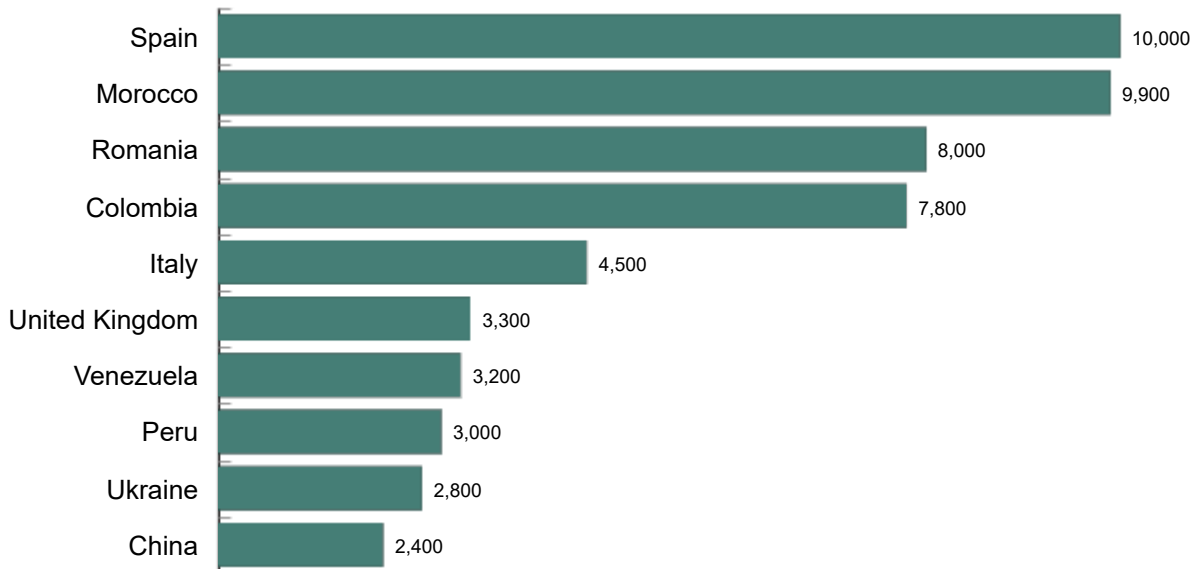
External migrations, main nationalities. Immigration

First quarter of 2024



External migrations, main nationalities. Emigration

First quarter of 2024



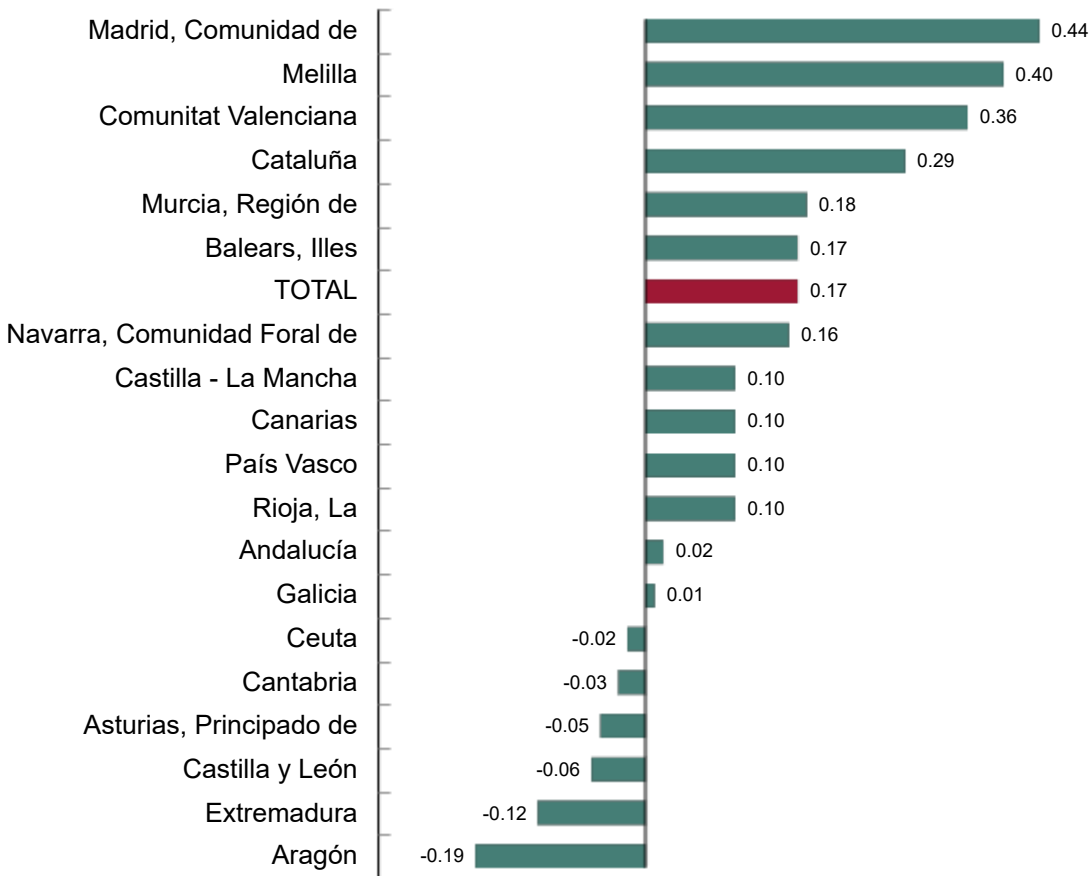
Current press release at: <https://www.ine.es/dyngs/Prensa/en/ECP1T24.htm>

Population by autonomous communities and cities

During the first quarter of 2024, the population grew in 12 autonomous communities and the autonomous city of Melilla, and reduced in the five remaining autonomous communities and the autonomous city of Ceuta. The greatest increases were registered in Comunidad de Madrid (0.44%), the Autonomous City of Melilla (0.40%) and Comunitat Valenciana (0.36%).

Registered population by Autonomous Communities and Cities

Variation between the first quarter of 2024 and fourth quarter of 2023. Percentage



Current press release at: <https://www.ine.es/dyngs/Prensa/en/ECP1T24.htm>

Reviews and data updates

The CPS data is provisional from the latest census published. Each quarter, the series is revised until a population census is published again at the end of the year, becoming definitive. Similarly, the population data in family dwellings and households will be definitive when a new census of dwellings is published, the provisional data being updated every quarter. The migration data constitute only a first estimation. The definitive statistics are published in the Statistics on Migrations and Changes of Residence. All results of this operation are available on [INEbase](#).

Methodological note

The purpose of the Continuous Population Statistics (CPS) is to provide a quantitative measurement of the population habitually resident in Spain, of the population resident in family dwellings and of the number of households. The population series are disaggregated by sex, year of birth, age, country of nationality and country of birth. The series of households are disaggregated by household and number of numbers.

The CPS always contains two types of data: **definitive** (until the latest published census), and **provisional** (since the last published census).

In addition, the CPS offers a first estimate of the external migrations detected during the quarter, for the main nationalities and countries of birth. These series will not be revised.

Type of operation: statistics based on official data (mainly the continuous municipal register) and on other operations that have already been performed, such as censuses.

Population scope: population residing in Spain, population residing in family dwellings and households.

Geographical scope: national, autonomous communities and cities, provinces and islands.


Reference period for the results: 1 January, 1 April, 1 July and 1 October each year.

Frequency of dissemination: quarterly.

For more information, you can access the [methodology](#) and the [standardised methodological report](#).

INE statistics are produced in accordance with the Code of Good Practice for European Statistics. More information on [Quality at INE](#) and the [Code of Best Practices](#).

For further information see [INE base](#)

Official INE account on  [@es_ine](#)

All press releases at: www.ine.es/en/prensa/prensa_en.htm

 Press office: (+34) 91 583 93 63 / 94 08 – gprensa@ine.es

 Information area: (+34) 91 583 91 00 – www.ine.es/infoine/?L=1