

23 September 2024

Hotel Tourism Short-Term Trends (HOS/HPI/IPHS) August 2024. Provisional data

Main results

- Overnight stays in hotel establishments increased by 2.6% in August in comparison with the same month in 2023.
- The Hotel Price Index rose by 6.4% in the annual rate.
- Hotels invoiced an average of 146.9 euros per occupied room, 7.3% more than in the same month of the previous year.

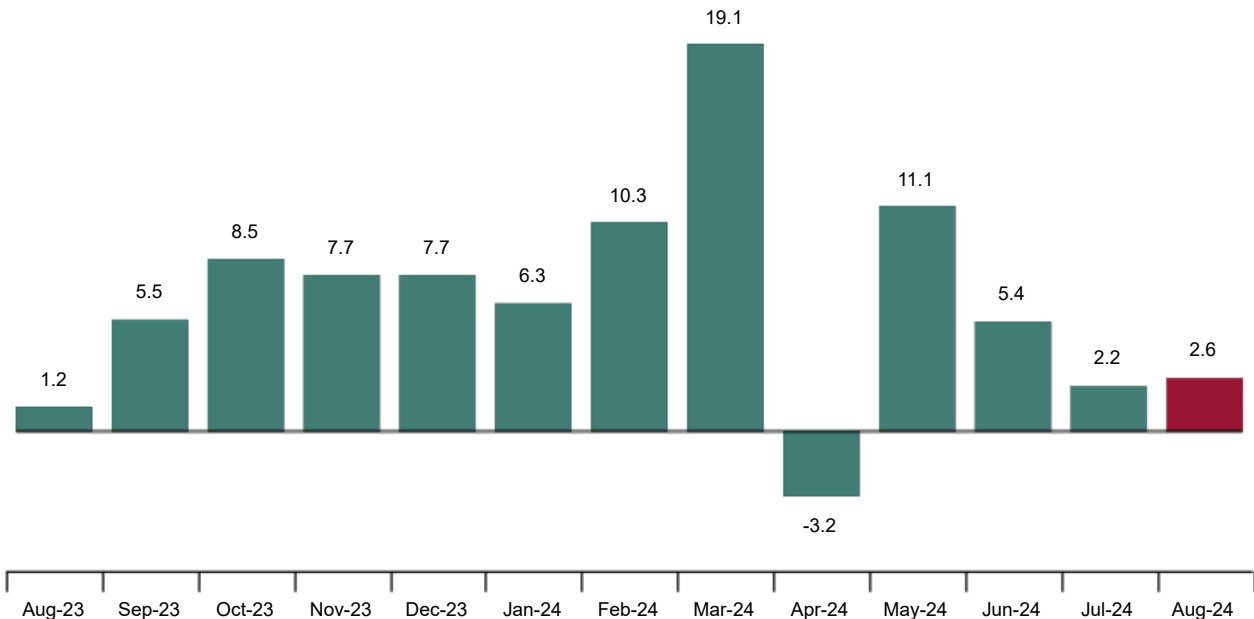
More information

- [Tables annex](#) (includes information on Autonomous Communities, provinces, tourist areas and sites)
- [EOH, IPH and IRSH detailed monthly results](#)
- [Main indicators by accommodation type / Infographic: tourism indicators](#)

Overnight stays in hotel establishments increased by 2.6% in August compared with the same month in 2023, exceeding 47.8 million, the highest figure since records began.

Those of travellers resident in Spain decreased by 1.3%, while those of non-residents increased by 4.9%.

Annual variation rate for overnight stay Percentage



During the first eight months of 2024, overnight stays increased by 5.6% compared with the same period in the previous year. Those of travellers resident in Spain decreased by 0.3%, while those of non-residents increased by 8.9%.

Destinations

Andalusia, Cataluña and Comunidad Valenciana were the main destinations for travellers resident in Spain in August, with 23.1%, 14.4% and 12.29% of the total number of overnight stays, respectively.

The main destinations for non-residents were Illes Balears, Cataluña and Canarias, with 34.1%, 21.0% and 18.1% of the total, respectively.

By tourist areas, Mallorca registered the highest number of overnight stays, with more than 8.5 million. On the other hand, the tourist destinations with the most overnight stays were Barcelona, Calvià, and Madrid.

Overnight stays according to the country of origin of travellers

Travellers from the United Kingdom and Germany accounted for 24.9% and 15.9%, respectively, of total non-resident overnight stays in August.

Overnight stays by travellers from France, Italy and the Netherlands (the next largest source markets) accounted for 12.0%, 6.6% and 5.3% of the total respectively.

Hotel occupancy

In August, 76.0% of the available places were occupied, an annual increase of 1.9%. The weekend occupancy rate by bed-places fell by 0.7% to 76.7%.

Illes Balears recorded the highest occupancy rate by bed-places in August (89.9%).

By tourist areas, Ibiza-Formentera recorded the highest occupancy rate by bed places (90.6%). Mallorca had the highest weekend occupancy (90.0%).

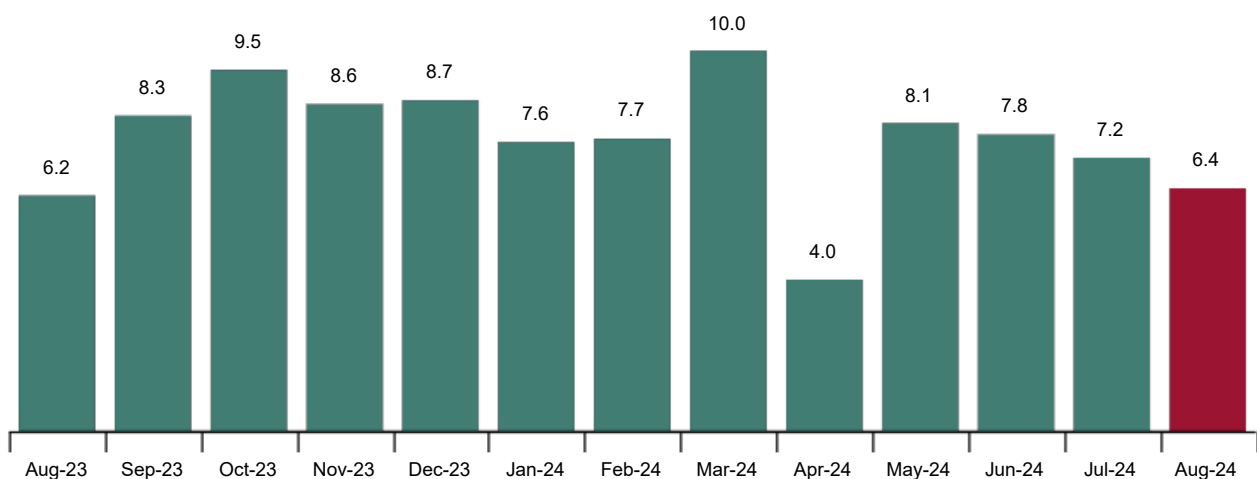
The tourist destination with the highest level of occupancy by places and at weekends was Santa Susanna, with 99.4% and 99.7%, respectively.

Hotel Prices

The Hotel Price Index rose by 6.4% in August compared with the same month in 2023.

Hotel Price Index

Annual variation rate. Percentage



Current press release at: <https://www.ine.es/dyngs/Prensa/en/CTH0824.htm>

By autonomous communities and cities, the highest increase was recorded in Comunidad de Madrid (10.7%). Meanwhile, Comunidad Foral de Navarra registered the biggest drop (-2.2%).

By categories, the greatest price increase occurred in two-gold star establishments (7.8%).

Hotel Sector Profitability

The average hotel daily rate per occupied room (ADR) was €146.90 in August, an increase of 7.3% compared with the same month in 2023.

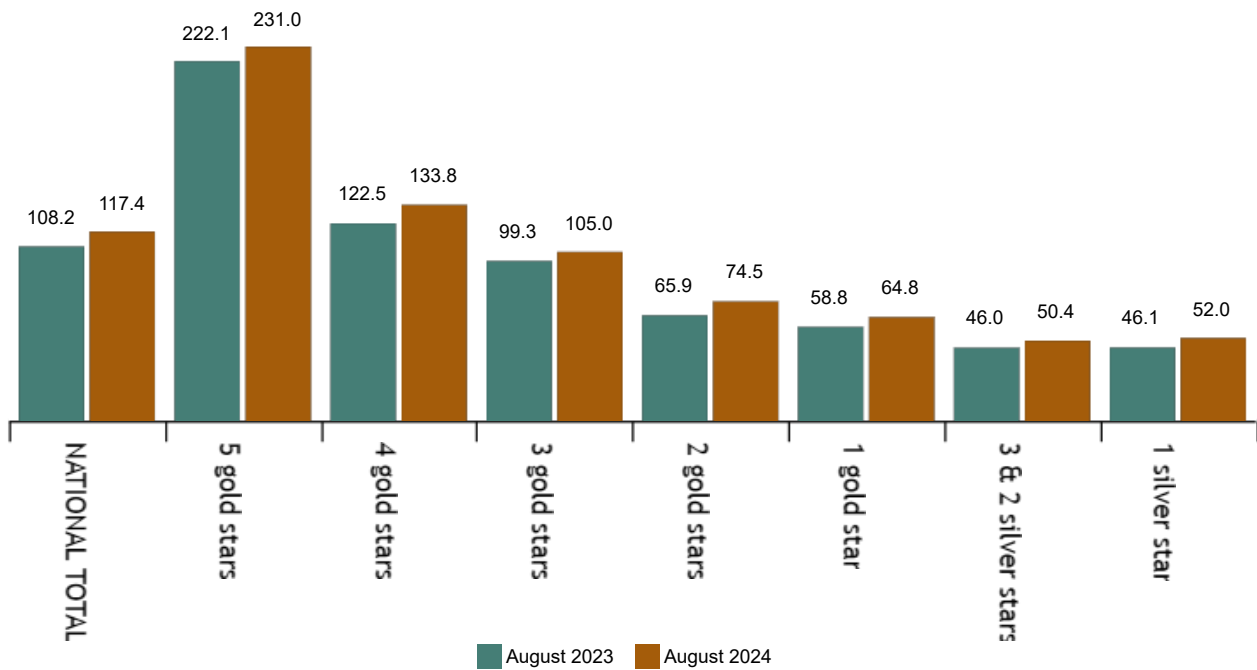
The average daily revenue per available room (RevPAR), which depends on the occupancy of these establishments, reached €117.40, an increase of 8.6%.

By category, the ADR was 311.5 euros for five-star hotels, 155.8 euros for four-star hotels and 127.2 euros for three-star hotels. RevPAR these same categories was 231.0, 133.8 and 105.0 euros, respectively.

The tourist spot with the highest ADR and RevPar was Marbella, with 311.9 and 289.2 euros, respectively.

Average revenue per available room according to categories

Euros



Current press release at: <https://www.ine.es/dyngs/Prensa/en/CTH0824.htm>

Data revisions and updates

The INE has today updated the data for July 2023 of the Hotel Occupancy Survey, the Hotel Price Index and the Hotel Sector Profitability Indicators. All results of this operation are available on [INEBase](#).

Methodological note

The objective of the **Hotels Occupancy Survey (EOH)** is to ascertain a series of variables that make it possible to describe the fundamental characteristics of the hotel sector, both from the point of view of supply and demand.

The **Hotel Price Index (IPH)** is a statistical measure of the monthly evolution of prices applied to clients that hotel entrepreneurs apply to their customers.

The objective of the **Indicators of Profitability of the Hotel Sector (IRSH)** is to facilitate decision-making in the hotel sector. These are the *Average Daily Rate (ADR)*, which collects the average daily income per occupied room, and the *Revenue per Available Room (RevPAR)*, which collects the average daily revenue per available room.

Type of operation: monthly continuous survey.

Population scope: all hotel establishments.

Geographical scope: the entire national territory.

Reference period of the results: one month.

Reference period of the information: seven consecutive days of each month, chosen randomly in such a way that between all the establishments they cover the whole month.

Sample design: stratified sampling by province and establishment category, with 4 and 5-gold star categories being exhaustive.


Sample size: approximately 9,250 establishments in winter and 11,200 in summer.

Collection method: questionnaire filled in directly by the hotel establishment.

For additional information, you can access the methodologies ([EOH](#), [IPH](#) and [IRSH](#)) and the standard methodological reports ([EOH](#), [IPH](#) and [IRSH](#)).

INE statistics are produced in accordance with the Code of Good Practice for European Statistics. More information in [Quality at INE and Code of Best Practices](#).

For further information see [INEbase](#)

Official INE account on  [@es_ine](#)

All press releases at: www.ine.es/en/prensa/prensa_en.htm

 Press office: (+34) 91 583 93 63 / 94 08 – gprensa@ine.es

 Information area: (+34) 91 583 91 00 – www.ine.es/infoine/?L=1